



## SUMMER HOLIDAY HOMEWORK

### (Nursery & L.K.G)

Month of May brought long, hot days and now  
we have our summer holidays.

Summer holidays mean no to school.


Waking up late with no set rule.

Little homework easy to be done.

Lesser studies and lots of fun.

Playing and talking and watching cartoon,  
fun continues till the end of June.

Beautiful time comes once in a year,  
summer holidays are best days ever.



Dear Parents,

Warm Greetings!


Summer Vacation is probably the best time of the year for the little ones, it's time for loads of fun for them. We have planned out some simple and interesting worksheets for our students and they are an amalgamation of simple yet thoughtfully planned activities which promote critical and creative thinking skills amongst young learners.

In addition to the worksheets, we would also suggest the following for students :

The students should be encouraged to browse through simple story books with short sentences and bold illustrations. Parents can also log into story weaver <https://storyweaver.org.in/>. The app has short, interesting and age appropriate stories for all grades and in all languages.

The students should also follow a daily routine of exercises at home to keep themselves fit and strong. Sharing a YouTube link for reference:  
<https://youtu.be/FB5-7tiX-I>





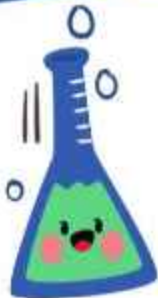
**Shapes in nature** – Get moving, explore nature and get creative. Take your child out for a nature walk and help him/her to find shapes in the nature. Gather items and paste them on the cut out of the shapes. Ex. Paste the square objects on a big square cut out, circle objects on a big circle cut out, triangle objects on a big triangle cut out, rectangle objects on a big rectangle cut out. (Take thick coloured sheets to make big cut out of the shapes).



**Cloth folding activity (fine motor skills)**– First arrange a towel, now spread out the towel on a low flat surface. Fold one side toward the centre. Repeat on the other side. Next fold both the top and bottom ends of the towel toward the middle, leaving a small space where the two ends meet. Align the two ends and fold one side over the other.



**Feed the stray animals & birds** – 'Sharing is caring' this old famous saying has been such an integral part of our lives. Thousands of stray dogs, cats, cows as well as birds like sparrows, pigeons are struggling to find food so go and feed some of them. The best food for stray animals is boiled rice/ vegetables / chapati. You can also keep a bowl of water for birds in your balcony.



**Go on a leaf hunt** – This activity is the same as going bird spotting except with leaves. Students can go and pick different leaves from trees. Spot the difference in colour, size & shapes of the leaves. Paste them in a scrap book.



**KINDLY NOTE:-**

Click photographs and shoot videos of your child while doing these activities and share with the class teacher.

Submit the holiday homework assigned to your ward when school re-opens i.e. **3 July, 2024**

