



**BANYAN TREE SCHOOL  
LODHI ROAD**



# SUMMER HOLIDAY HOMEWORK

2026-2027

**KINDERGARTEN**



**Jump in leaves, build with blocks,  
Learning never stops or clocks.**



**Dear Parents,**

**“The child who enjoys summer and the child who forgets to learn during it often return to school as two different students.”**

**Summer holidays are a beautiful pause — for family trips, pool days, time with grandparents, and memories that last a lifetime. We truly hope your children rest, laugh, play, and soak in the blessings of nature, love, and togetherness. ☀️**

**Yet, a complete break from learning habits comes at a cost. Without light practice, children lose rhythm in reading, writing, and focus. When school reopens, weeks are spent rebuilding what was already learned.**

**This is where holiday homework plays its role — not as extra pressure, but as a gentle connection.**

**It’s designed to keep young minds active, curious, and confident without taking away from family time. Think of it as 20 minutes of “brain fitness” each day.**

- 1. Picture Talk — Show any family photo. Child tells 3 sentences: “This is... We were... I felt...”**
- 2. Rhyme Chain — Say 1 word like “cat”. Child says rhyming word: “bat, hat, mat”**
- 3. Story Stones — Draw 3 simple pics on stones/paper: sun, dog, ball. Child makes a story**
- 4. Letter Hunt — Find 5 things at home starting with “B”: Bottle, Book, Ball...**
- 5. My Day in 3 — Draw 3 boxes: Morning, Afternoon, Night. Scribble 1 thing you did**

**We request you to guide, not grade. Supervise their work, but also step back and let them explore. Give them space to paint, draw, build, question, and yes — even make a mess. These hands-on moments are where deep learning actually lives. 🎨**

**Your encouragement during these weeks ensures your child returns to school not starting over, but stepping forward — ready to learn, share, and lead.**

**Please help your child complete the tasks with joy and submit by: Friday, July 10, 2026**

**Thank you for being our strongest partners in your child’s growth, all year round.**



# Strong Minds, Strong Bodies Summer Plan

## 1. Do Exercise Everyday

Spend 20 minutes daily doing yoga, skipping, dancing, or playing outside. A healthy body keeps the mind active!



## 2. Drink Water, Stay Hydrated

Track 6-8 glasses of water daily. Draw a water droplet in your diary each time you finish a glass.



## 3. Water the Plants

Choose one plant at home. Water it daily and watch it grow. Note any new leaves or flowers in your holiday journal.




## 4. No-Screen Hour

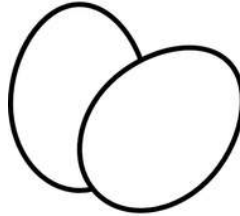
Enjoy one hour daily without TV/mobile. Use it to draw, build, talk, or just observe nature.

# Literacy

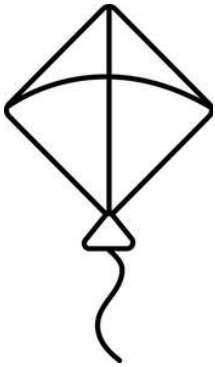
Identify and write the first letter of the given pictures.




\_\_\_\_\_



\_\_\_\_\_




\_\_\_\_\_



\_\_\_\_\_




\_\_\_\_\_



\_\_\_\_\_



\_\_\_\_\_



\_\_\_\_\_



Write the five vowels

\_\_\_\_\_

Search and colour the vowels in the given box

a	b	c	d	e	f	g
h	i	j	k	l	m	n
o	p	q	r	s	t	u
v	w	x	y	z		

हिंदी

स्वर वर्ण  
अभ्यास करे

अ

आ

इ

ई

उ

ऊ

ऋ

ए

ऐ

ओ


औ

अं


अः

# General Awareness

Circle the objects which are hot.








Match each sense organ with the correct picture.

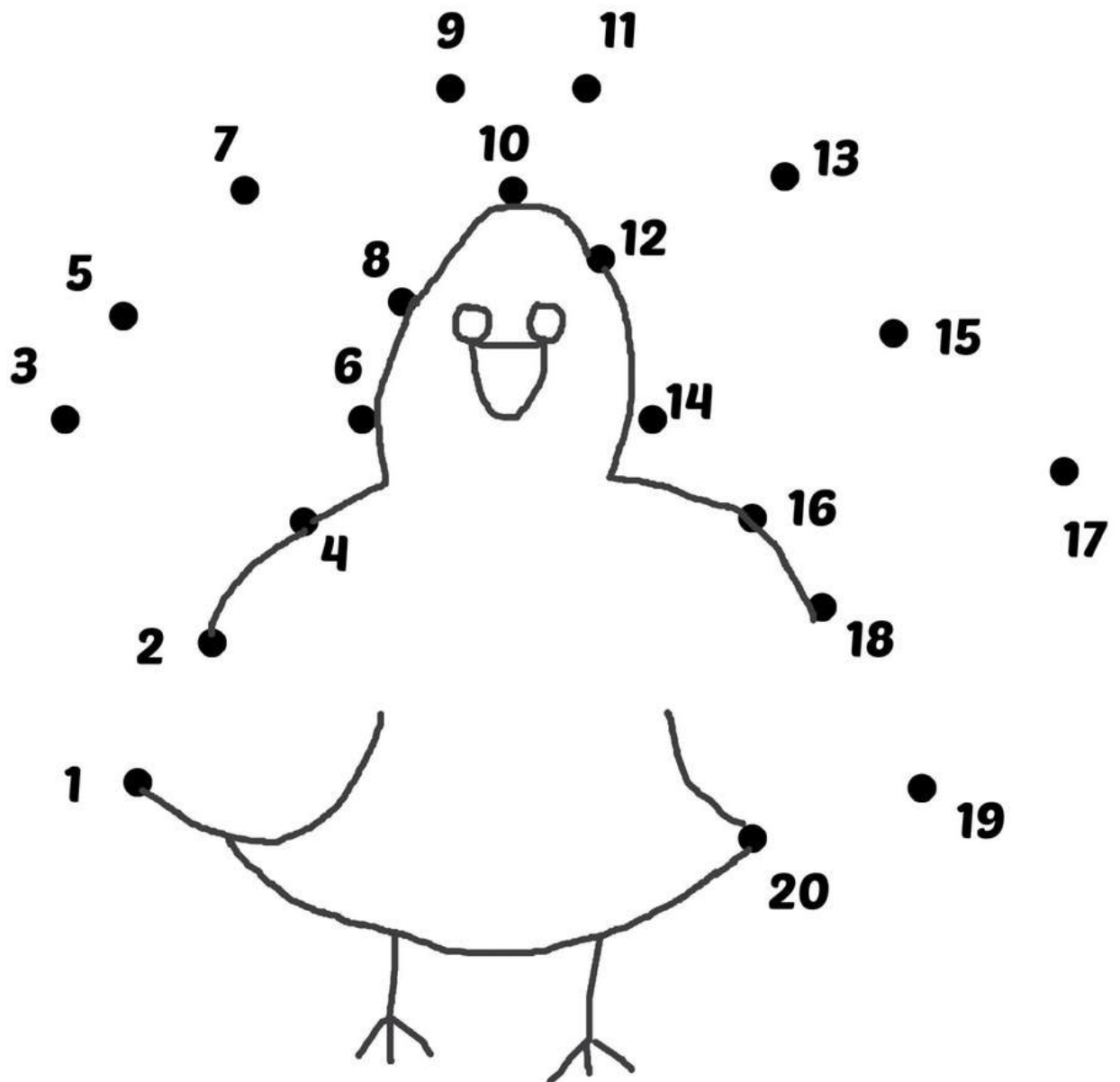


# Numeracy

Count, write and colour the objects



Connect the dots and colour the picture



# My CVC Flip Book

**Let's make a fun CVC Flip Book at home and learn new 3-letter words!**

## Instructions

### Step 1:

Cut 3 small strips of paper of equal size.

### Step 2:

Write letters on each strip.

First Strip (Beginning Sound):

b, c, m, p, s

Second Strip (Middle Vowel):

a, e, i, o, u

Third Strip (Ending Sound):

t, n, p, g, d

### Step 3:

Join all three strips from the top using a stapler or pin so that each strip can flip easily.

### Step 4:

Flip the strips and make new words like:

bat

cat

pen

pig

mop

sun


### Step 5:

Draw small pictures of the words beside them.

Example:

cat

Sun



# I Love You Daddy - Happy Father's Day

- **Decorate Trophy For your Daddy**

Tip :Paper Tearing and pasting /Finger printing .



# Search for “ Yellow Colour” clothes for yourself and your father .

Wear them on Father’s day and make a yellow drink for him.

Let’s make Mango Shake for Father’s Day

## Ingredients-

- 1 cup mango pieces
- 1 cup milk
- 1 tsp sugar
- Few Ice cubes



## • Procedure-

Step-1 Add mango pieces into a blender.

Step-2 Add milk and sugar.

Step-3 Add a few ice cubes.

Step-4 Blend all the ingredients well.

Step-5 Pour into a glass and serve chilled.

Enjoy your yummy mango shake with your



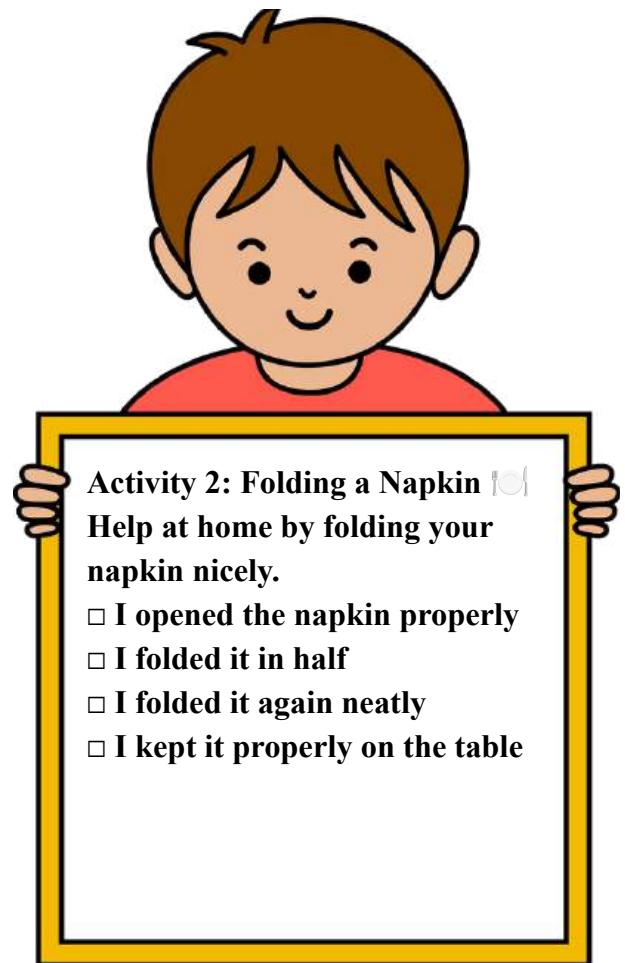
**This holiday, let's become little helpers at home! Complete these simple life skill activities and tick ✓ the checklist after doing them.**




**Activity 1: Lacing Shoes** 

Learn how to lace and tie your shoes neatly.

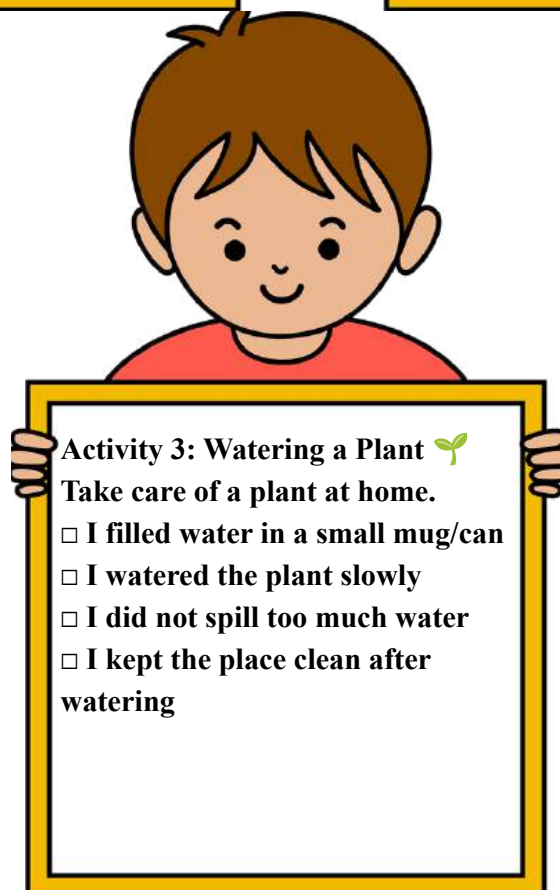
- I held both laces properly
- I crossed the laces
- I made a knot
- I made two loops (“bunny ears”)
- I tied my shoelaces neatly




**Activity 2: Folding a Napkin** 

Help at home by folding your napkin nicely.

- I opened the napkin properly
- I folded it in half
- I folded it again neatly
- I kept it properly on the table



**Activity 3: Watering a Plant** 

Take care of a plant at home.

- I filled water in a small mug/can
- I watered the plant slowly
- I did not spill too much water
- I kept the place clean after watering

## Listen and Learn stories

### Read a bed time story with your child daily.

It will orient your child towards reading books and listening to facts. Apart from that it will bring out your child's unique style of self-expression and develop creative communication. After reading or watching, ask questions like

“Did you like the story?”, “Which was your favourite character?” etc.

After reading a picture book, record a 1- minute video of the child “re telling” the story in their own words or through a puppet show

#### Suggested story books series

1. Pepper bruno
2. Bubbles
3. Lady bird ( Level-1)



If your child enjoys any other story book list it here

---

---

## SUBJECT- STORY TIME

Recite the following english and hindi stories to your children and ask the child which story did they enjoy the most and ask them to recite to you the same

### English

#### 1.The lion Inside

<https://youtu.be/H019G18irW0?feature=shared> Add a subheading

#### 2.The Detective Dog

[https://youtu.be/T5rhmq3\\_lew?feature=shared](https://youtu.be/T5rhmq3_lew?feature=shared) Add a subheading

#### 3.The Rainbow Fish

<https://youtu.be/TOnuVm4OrCc?feature=shared>

#### 4.The ugly Duckling

<https://youtu.be/OSWLxj4kTKA?feature=shared>

### Hindi

#### 1.सोने का अंडा

<https://youtu.be/V4synAewoFA?feature=shared>

#### 2.गजपति फूलपति

<https://youtu.be/62YKSghbk3w?feature=shared>

# Art

**Keeping in mind the SDG Goal-13 (Climate Action) ,we have planned a few activities. Guide your ward to complete the following art & craft activities.**



**Activity 1 (Model Making): Prepare a model on any one season of your ward's choice.**



**Activity 2 (Best out of waste ): Use coconut shell to create something beautiful**





 **“SUN IS SHINING, SKIES ARE BLUE,  
SUMMER HOLIDAYS ARE WAITING FOR YOU!  
PLAY, LAUGH AND ENJOY EACH DAY,  
SEE YOU IN JULY – HIP HIP HOORAY! ”**

