



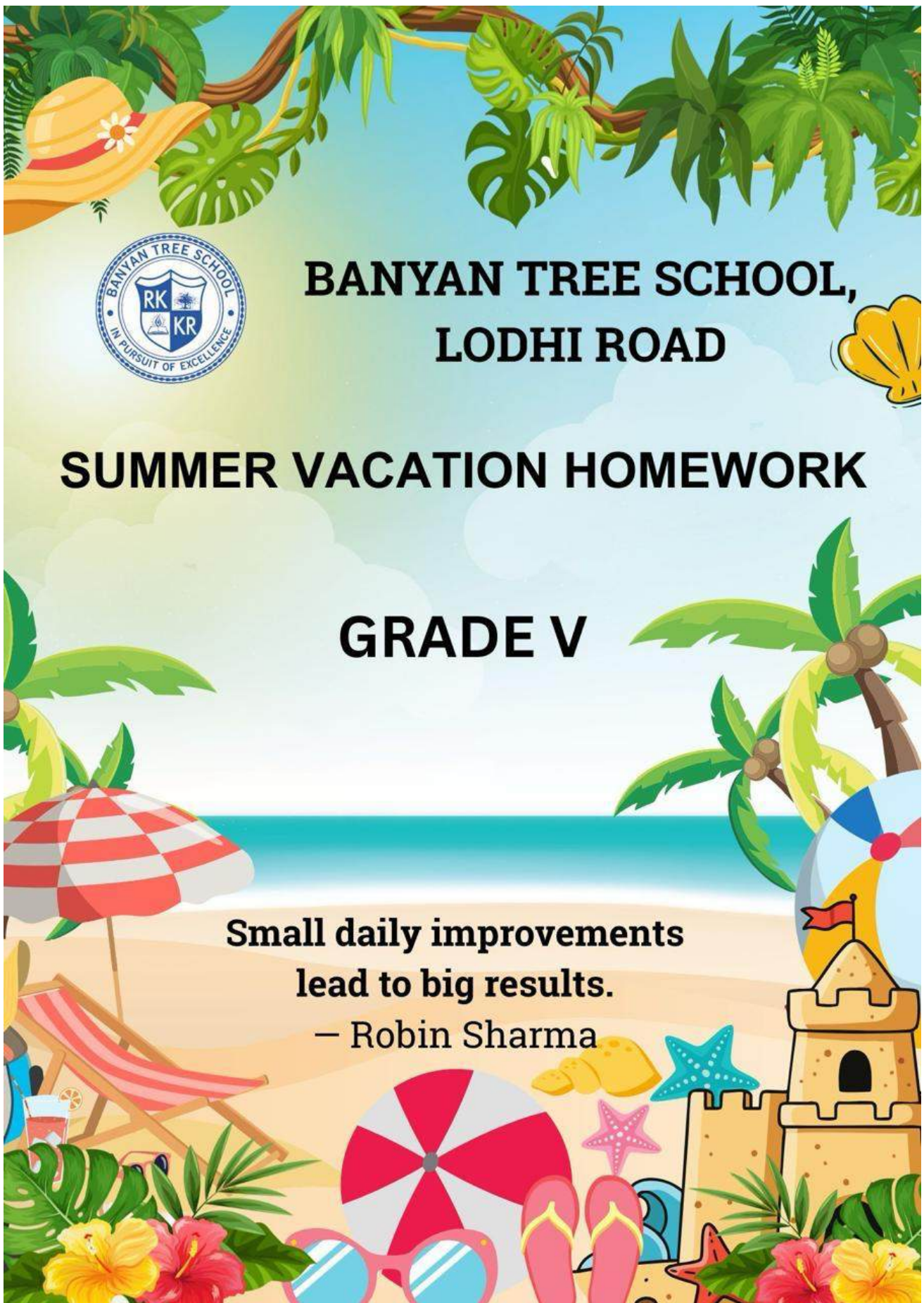
**BANYAN TREE SCHOOL,
LODHI ROAD**

SUMMER VACATION HOMEWORK

GRADE V

**Small daily improvements
lead to big results.**

— Robin Sharma



Dear Parents and Students,

Summer vacation is a time for relaxation, recreation, family outings, and revising what we have learned so far. Let's make the most of this break by following a few healthy habits and engaging in productive activities.

SUMMER VACATION CHECKLIST

For Students

- ✔ **Stay active:** Start your day with 30-60 minutes of physical activity, like walking or yoga.
- ✔ **Keep yourself fresh:** Take a bath on time to feel refreshed throughout the day.
- ✔ **Drink plenty of water:** Aim for 8-9 glasses of water daily and enjoy refreshing drinks like lemonade.
- ✔ **Eat healthy:** Include seasonal fruits and vegetables in your diet and have all three meals on time with your family.
- ✔ **Stay safe:** Avoid going out between 12 PM and 4 PM when it's hottest.
- ✔ **Practice and revise:** Write one page daily in Hindi and English, and review all subjects covered in class.
- ✔ **Complete holiday homework:** Read instructions carefully and finish tasks on time.
- ✔ **Stay organized:** Keep all your holiday homework in a creative folder.
- ✔ **Develop a reading habit:** Read newspapers, storybooks, or magazines regularly and limit screen time.

For Parents

- ✔ **Encourage physical activity:** Support your child in starting the day with exercise or outdoor activities.
- ✔ **Monitor hygiene and health:** Ensure your child takes baths on time and stays hydrated.
- ✔ **Promote healthy eating:** Include seasonal fruits and vegetables in meals and have family meal times.
- ✔ **Ensure safety:** Remind your child to avoid going out during the hottest part of the day.
- ✔ **Support academic routine:** Encourage your child to revise subjects, practice handwriting, and complete holiday homework.
- ✔ **Foster a reading habit:** Provide access to reading materials and limit screen time.
- ✔ **Help stay organized:** Assist your child in keeping their holiday homework organized in a folder.
- ✔ **Spend time together & Stay bonded:** Play games, relate stories, take your children out, enjoy activities together, cook dance or sing, it is important to build good memories. Spend quality time with your child.

General Instructions:

- All work must be handwritten.
- Do not use your school fair notebooks.
- Original drawings/illustrations and creative presentation will be appreciated.
- All written work should be done in a separate notebook, except for project work which is to be done on A4 size ruled sheets.
- Submit your work in an attractive folder with your name and class clearly mentioned on the top.

 **Note:** Worksheets should be completed on A4 size ruled sheets or printed out if provided.

Let's make this summer break enjoyable, healthy, and enriching!

Special Instructions

- Read at least 1 page daily (try storyweaver.com or learnenglishkids.britishcouncil.org/)
- Write a few lines about what you read or your day
- Learn 2–3 new words and use them in sentences
- After reading, write or say the main idea

Book ideas:

- The Blue Umbrella
- Panchatantra Stories
- Amar Chitra Katha

English

Note: All activities to be done on A4 sized sheets labelled with your name, class and section. Be creative and have fun !

Activity 1: My Summer Time Capsule - A Letter to Future Me

Write a letter to yourself that you will read after one year.

Include:

- My dreams this summer
- Skills I want to learn
- Books I want to read
- One fear I want to overcome
- A promise to myself



Decorate it like a secret treasure letter and seal it in an envelope.

Activity 2: Poetry in Motion

Write ONE poem on ANY ONE:

- If the Moon Could Write
- Voice of a Tree
- My Summer Superpower
- A Letter from the Ocean



Activity 3: Voices of Wisdom – Intergenerational Interview

Interview an elder on: “What did learning look like when you were my age?”




Ask:

- School life
- Discipline
- Games
- Reading habits
- Biggest lesson

Present as: **Interview dialogue**



 **SELF-ASSESSMENT RUBRIC (English)**

Skill			
I used creative ideas in my writing.	<input type="checkbox"/>	<input type="checkbox"/>	<input type="checkbox"/>
I learned new words.	<input type="checkbox"/>	<input type="checkbox"/>	<input type="checkbox"/>
I wrote neatly.	<input type="checkbox"/>	<input type="checkbox"/>	<input type="checkbox"/>
I completed it independently.	<input type="checkbox"/>	<input type="checkbox"/>	<input type="checkbox"/>
My proudest work:			
My challenge:			

 **PARENT REFLECTION CORNER**

My child demonstrated:			
<input type="checkbox"/> Creativity	<input type="checkbox"/>	<input type="checkbox"/>	<input type="checkbox"/>
<input type="checkbox"/> Independent thinking	<input type="checkbox"/>	<input type="checkbox"/>	<input type="checkbox"/>
<input type="checkbox"/> Vocabulary growth	<input type="checkbox"/>	<input type="checkbox"/>	<input type="checkbox"/>
I noticed my child particularly enjoyed:			
Areas where support was needed:			

Environmental Science

I. The 'Hydration for Health' Tracker

- **Task : For one week , create a 'Hydration log' in your scrapbook.**
- **Record : How many glasses of water do you drink daily?**
- **The 'Pure Water' Check : Ask your Parents how water is purified at home (Filter, RO or Boiling). Draw a diagram of your home water filtration process.**

II. Solve the Word Puzzle

Water Cycle Word Search

n	i	a	r	w	r	o	r	e	i	n	s	c
o	e	o	p	t	u	c	i	a	s	s	n	l
i	l	o	e	p	v	s	n	e	d	a	o	v
t	t	s	n	r	i	s	r	n	u	p	i	n
a	c	u	y	e	n	o	c	p	v	a	t	h
s	l	e	e	t	p	o	l	n	c	t	a	p
n	o	i	t	a	t	i	p	i	c	e	r	p
e	u	a	v	w	o	n	s	o	l	l	o	i
d	d	s	p	y	t	n	r	c	r	i	p	h
n	s	n	n	e	o	s	y	d	i	r	a	a
o	t	a	i	r	c	c	i	o	o	n	v	h
c	c	p	s	r	a	i	t	t	a	l	e	i
c	i	l	i	a	w	n	v	v	c	t	l	i

precipitation

sleet

water

clouds

evaporation

snow

sun

cycle

rain

condensation

vapor

hail

III. The 'Zero Waste' Kitchen Scientist (Preventing Food Spoilage)

- **Task : Interview your mother or grandmother about 'Old School' food preservation.**

Find out how they prevent milk from spoiling or how they make pickles that last for a year.

- **Task : Observe the 'Use By' or 'Expiry Date' on three packaged items in your kitchen(like bread, milk or juice).**

**Why is it dangerous for our well-being to eat food past these dates?
Write your observations in 3-4 lines.**

Mathematics

Place Value Fun – Roll & Build BIG Numbers

What You Need- 1 dice 🎲; Notebook & pencil ✎

I: Roll & Create BIG Numbers

- Roll the dice 8 times
- Each roll gives a digit (1–6)
- Arrange the digits to form a 8 digit number
- Create 3 different large numbers

II: For each number:

- ◆ Write in Indian Place Value System & International Place Value System
- ◆ Write the Expanded Form
- ◆ Find Place Value of Any 3 Digits

III: Think & Apply

i. Which is the greatest number you formed? Explain how you know.




ii. If you rearrange the same digits, can you make a bigger number? Show how.

Create Your Own Math Board Game




You will **design your own indoor board game** using **math concepts**:

- Place Value
- Addition
- Subtraction

Materials (Eco-Friendly)


- Old cardboard / carton box 
- Sketch pens / crayons 
- Bottle caps / buttons (game pieces)
- Dice  (or make one using paper)

I: Design Your Board

- Create a path (like:
 - Snakes & Ladders 
 - Maze 
 - Steps/boxes 
- Include 15–20 boxes

II: Add Math Challenges

Write math tasks inside boxes:



 Examples:

- $+$ 45,678 + 12,345
- $-$ 90,000 – 23,456
- | | |
|---|---|
| 1 | 2 |
| 3 | 4 |

 Place value of 7 in 5,47,210
- | | |
|---|---|
| 1 | 2 |
| 3 | 4 |

 Write 34,560 in expanded form

III: Set Rules

- If player answers correctly → move forward
- If wrong → stay / move back
- Add fun rules:
 -  Bonus jump
 -  Go back 2 steps

IV: Play & Test

- Play your game with family/friends
- Check if:
 - Questions are clear
 - Game is fun and fair

V: Reflection

1. Which question was the most challenging

2. Did players enjoy your game? Why?

3. How did maths make your game interesting?

हिंदी

प्रश्न 1. दिए गए शब्दों की सहायता से वाक्य बनाएं ।

- क) वातावरण - _____
- ख) प्रसिद्ध - _____
- ग) पृथ्वी - _____
- घ) त्योहार - _____
- ड) नीर - _____

प्रश्न 2. शब्दों को सही क्रम में लिखकर वाक्य बनाएँ ।

- क) खेलते / बच्चे / हैं / मैदान / में

- ख) पौधों / में / पानी / को / प्रतिदिन / देता / हूँ

- ग) भारत / में / रहता / हूँ / मैं


- घ) नाना-नानी / मिलने / से / जाऊँगा / मैं / अपने / आज

- ड) सैर / सुबह / की / मुझे / लगता / करना / है / अच्छा


प्रश्न 3. एक सुंदर पोस्टर बनाइए - 'स्वस्थ शरीर में से स्वस्थ मस्तिष्क का विकास होता है'



प्रश्न 4. गर्मियों में जानवरों की मदद के लिए आप क्या कर सकते हैं ? उन कार्यों को सोचिए और उन्हें चित्रों के माध्यम से दर्शाइए

Four empty rounded rectangular boxes arranged in a 2x2 grid, intended for drawing illustrations related to the question.

प्रश्न 5. अपनी हिंदी की पाठ्यपुस्तिका में से कोई भी दो कहानी पढ़ें और उनका मुख्य पृष्ठ बनाकर अपनी कार्यपुस्तिका में चिपकाइए ।

A large empty rounded rectangular box, intended for pasting a page from a Hindi textbook.

प्रश्न 6. 'मेरी ग्रीष्मकालीन छुट्टियाँ' विषय पर प्रतिदिन एक पृष्ठ सुलेख लिखें। जो भी कार्य आप अपनी दिनचर्या में करते हैं। ('हिंदी सुलेख' के लिए एक अलग से पतली कार्यपुस्तिका बनाएं और उसमें लिखकर अभ्यास करें।)

🌸 अपने किए गए कार्य की स्वयं जाँच कीजिए।

स्व-मूल्यांकन (Self Rubrics) -

क्रमांक	मापदंड (Criteria)	बहुत अच्छा (3 अंक)	अच्छा (2 अंक)	सामान्य (1 अंक)	मेरे अंक (5)
1	विषय की समझ	पूरी स्पष्ट	अच्छी	थोड़ी समझ	
2	वाक्य निर्माण व शब्दों का प्रयोग	बिल्कुल सही	थोड़ी गलती	अधिक गलतियाँ	
3	शब्दों का सही क्रम	पूरी तरह सही	थोड़ा गलत	गलत क्रम	
4	रचनात्मकता (चित्र व पोस्टर प्रस्तुति)	बहुत आकर्षक	अच्छा	सामान्य	
5	विचार व अभिव्यक्ति	बहुत स्पष्टता	स्पष्ट	थोड़ा स्पष्ट	

ICT

Topic: Digital Creation using Canva / Gamma AI



Choose any one topic:

- If AI Was My Teacher
- Future Gadgets I Wish Existed
- AI Around Me

Create a 5–7 slide presentation . Add images, headings, and short points. Make your design colorful, neat, and creative. Ensure your content is clear and easy to understand.

Please note: Students will present and demonstrate their presentation in class.

GK

Topic: “Incredible India”





You will create a fun and colorful mini scrapbook to learn more about our country.

What You Have to Do:

1. Choose any 5 states of India.

(Example: Punjab, Rajasthan, Kerala, Maharashtra, Assam)

2. For each state, make one page in your scrapbook and include the following:

- *  Capital City
- *  Famous Food (What people love to eat there)
- *  Traditional Dress (What people wear on special occasions)
- *  Famous Monument or Place (A well-known building or tourist spot)

Make It Creative:

- * Draw or paste pictures of food, dress, and monuments
- * Use colors, borders, and headings to decorate each page
- * You can also add fun facts (optional)

Example (for one page) State: Rajasthan

- * Capital: Jaipur
- * Famous Food: Dal Baati Churma
- * Traditional Dress: Ghagra Choli
- * Monument: Hawa Mahal

(Add drawings or pictures related to Rajasthan)

Instructions:

- * Write in neat handwriting
- * Use a separate scrapbook or file
- * Complete all 5 states properly
- * Make it bright, clean, and attractive

Have fun exploring India while learning

Integrated Project

Topic- Sustainable Development Goal 3 (Good Health and Well being)

Environmental Science

Health and Well being through Yoga

Activity:

- 1. Choose any 3 simple Yoga poses.**
- 2. Practice each pose with the correct posture and breathing.**
- 3. Click one picture of yourself doing each pose.**
- 4. Paste the 3 pictures on an A4 sheet.**
- 5. Below each photograph,write the name of the pose and one benefit.**
- 6. Decorate the page with a title like “Yoga - My Superpower!” .**

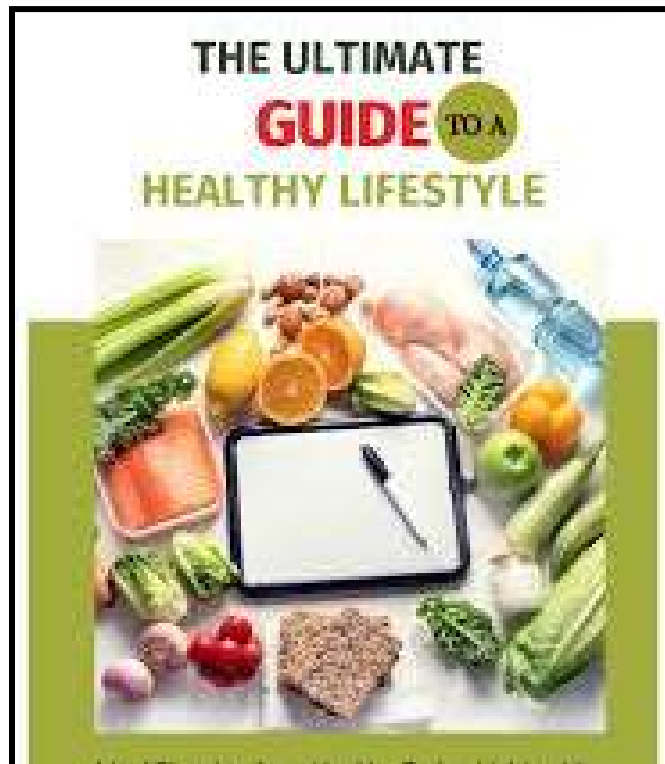
English

Project: My Healthy Living Guide

Do the following tasks:

1. Write one page on your daily healthy routine.
2. Make a list of 10 healthy habits (use bullet points).
3. Write 5 sentences on healthy food and draw or paste pictures.
4. Create 2–3 catchy slogans on benefits of good health.
5. Draw or paste pictures to make your work colourful.
6. Arrange all pages neatly and make a **small booklet** with a cover page.

✨ Keep your handwriting neat and presentation creative.



हिंदी

चौंकाने वाले स्वास्थ्य रहस्य !

मटल बदलाव, बड़ा असर - हिंदी में!

1. लहसुन: दिल और इम्युनिटी का डाल
लहसुन खाने से दिल मजबूत होता है और बीमारियों दूर रहती है।

2. ब्लड शुगर: संतुलन बनाए रखें
शरीर में शुगर का स्तर संतुलित रखना आवश्यक है।

3. ग्रीन टी: शरीर की ऊर्जा बढ़ाए
यह शरीर की ऊर्जा बढ़ाती है और फैट बर्न करने में मदद करती है।

4. अलसी: कोलेस्ट्रॉल का दुश्मन
अलसी में ओमेगा-3 फैटी एसिड होते हैं जो कोलेस्ट्रॉल को कम करने में मदद करते हैं।

5. ओट्स: पाचन शक्ति बढ़ाए
ओट्स में फाइबर होता है जो पेट को सही रखता है और पाचन में मदद करता है।

6. गुड़हल चाय: बीपी करे कम
हाई ब्लड प्रेशर को नियंत्रित तरीके से कंट्रोल करती है।

7. नारियल तेल: अच्छे कोलेस्ट्रॉल का साथी
शरीर के लिए फायदेमंद, अच्छे फैट को बढ़ाता है।

8. अजमौद (Parsley): पेट फूलना कम करे
गैस और पेट फूलने की समस्या से राहत दिलाता है।

9. ब्रोकली: लंबी सेहत का राज
भविष्य की बीमारियों से शरीर की रक्षा करती है।

10. सोडा छोड़ें: नींबू पानी पिएं
मीठे ड्रिंक से बचें, ताज़गी और सेहत चुनें।

स्वास्थ्य रहस्य - Flow Chart Activity

निर्देश : नीचे दिए गए फ्लो चार्ट को ध्यान से पढ़ें और खाली स्थान भरें।

स्वस्थ रहने के उपाय

- | | |
|--|---|
| 1. _____ (दिल और इम्युनिटी के लिए) | 6. _____ (बीपी नियंत्रित करने वाला पेय) |
| 2. _____ (शुगर संतुलन बनाए रखें) | 7. _____ (अच्छे फैट का स्रोत) |
| 3. _____ (ऊर्जा बढ़ाने वाला पेय) | 8. _____ (पेट फूलना कम करता है) |
| 4. _____ (कोलेस्ट्रॉल कम करने में सहायक) | 9. _____ (लंबी सेहत का राज) |
| 5. _____ (पाचन शक्ति बढ़ाने वाला) | 10. _____ (सोडा छोड़कर क्या पिएं?) |

