



**BANYAN TREE SCHOOL,  
LODHI ROAD**

**SUMMER VACATION HOMEWORK**

**GRADE IV**

**Small daily improvements  
lead to big results.**

**— Robin Sharma**

Dear Parents and Students,

Summer vacation is a time to relax, learn, and enjoy with family. Let's make this break healthy, happy, and productive! 🌻

Below are some guidelines for the summer vacation.

### **For Students**


- ✓ Stay active with exercise or outdoor games
- ✓ Follow good hygiene and drink plenty of water
- ✓ Eat healthy fruits and vegetables
- ✓ Avoid going out between 12 PM and 4 PM
- ✓ Practice Hindi and English writing daily
- ✓ Complete holiday homework neatly and on time
- ✓ Read storybooks, newspapers, or magazines daily
- ✓ Learn 2–3 new words every day

### **For Parents**

- ✓ Encourage outdoor play and healthy habits
- ✓ Support children with practice and homework
- ✓ Reduce unnecessary screen time
- ✓ Spend quality family time through stories and games

### **✦ Instructions:**

- All work should be handwritten
- Use separate notebooks and A4 ruled sheets for projects/worksheets
- Submit work neatly in a folder with name and class mentioned

 **Book Suggestions:** *The Blue Umbrella, Panchatantra Stories, Amar Chitra Katha*

Audio books: <https://www.youtube.com/@AudioBookEng>

Let's make this summer break joyful, creative, and full of learning! 🌈

# Mathematics

## I. Place Value Fun – Number Hunt from Newspapers

### Task Instructions :

1. Take an old newspaper, magazine, or pamphlet
2. Find and cut out any 5 numbers (up to 6 digits)  
(Example: Prices, dates, advertisements, bill amounts)
3. Paste them neatly and for each number, do the following:
  - Write all the numbers clearly
  - Write its expanded form
  - Choose any 2 digits from each number and write their place value

**TASK INSTRUCTIONS**

★ Take an old newspaper, magazine, or pamphlet.

📄 Find and cut out any 5 numbers (up to 6 digits).  
Example: Prices, dates, advertisements, bill amounts

✂️ Paste them neatly and for each number, do the following:

✂️ Write all the numbers clearly

✍️ Write its expanded form

👁️ Choose any 2 digits from each number and write their place value

**EXAMPLES**

₹ 45,999    123456

15-08-2026    School Entry

₹ 2,75,000

987654

S.No.	Cut & Paste the Number	Write the Number	Expanded Form	Place Value (Any 2 digits)
1.	₹ 45,999	45,999	40,000 + 5,000 + 900 + 90 + 9	+ 4 – Ten Thousands = 40,000 + 9 – Ones = 9
2.	123456	123456	100,000 + 20,000 + 3,000 + 400 + 50 + 6	+ 2 – Ten Thousands = 20,000 + 6 – Ones = 6
3.	15-08-2026	15082026	10,000,000 + 5,000,000 + 80,000 + 2,000 + 20 + 6	+ 5 – Millions = 5,000,000 + 2 – Thousands = 2,000
4.	School Entry ₹ 2,75,000	275000	200,000 + 70,000 + 5,000	+ 2 – Lakhs = 2,00,000 + 5 – Thousands = 5,000
5.	987654	987654	900,000 + 80,000 + 7,000 + 600 + 50 + 4	+ 9 – Lakhs = 9,00,000 + 4 – Ones = 4

**Note:** 😊 Neat work, correct place value and proper number writing will make your worksheet excellent!

## II. Activity: My Summer Healthy Drink Lab

Create your own **healthy summer drink recipe** at home (with the help of parents).

### Task Instructions :

#### i. Write the Recipe

Name of the Drink: \_\_\_\_\_

You made a drink for \_\_\_\_\_ persons.

For Example

Ingredient	Quantity
Water	_____ glasses
Fruit	_____
Sugar / Honey	_____ spoons
Salt	_____ pinch

#### ii. Math Time!

- Total number of items used = \_\_\_\_\_
- Total quantity (add all spoons/glasses) = \_\_\_\_\_
- If you make the drink **twice**, how much of each ingredient will you need?

### iii. Think & Answer

- Why is it important to drink **healthy drinks (like lemonade, buttermilk, fresh juice)** instead of **sodas or carbonated drinks** during summer?

---

---

---

- What changes will you make to your recipe to make it **even healthier?**

---

---

---

### iv. Get Creative

- Draw your drink 🍹
- Give a fun name like: *“Super Cool Summer Drink*



## E.V.S

### Activity 1: Neighbourhood Mapping & Interview

**Task:** Visit a local institution mentioned in Chapter 2 (Bank or Post Office) with your parents.

**Interview:** Talk to one person working there (a bank teller, a postman).

**Questions to Ask:**

What is your role in helping our neighbourhood?

How has your work changed because of computers or the internet? (Relate this to the "History of Communication" section)

Write a paragraph about your visit in your scrapbook.



### Activity 2: Traditional Games Tournament

**Task:** Organize a small game session with your friends or cousins.

Create a "Game Rule Book" for any one traditional game.

Include: Name of the game.

Number of players needed.

3 main rules to follow to ensure 'Fair Play'



### Activity 3: Financial Detective

**Task:** Ask your parents to show you a Passbook or a Cheque book.

**Challenge:**

1. Identify and write down the full form of the ATM.
2. List 3 safety rules you should follow when using an ATM card (e.g., not sharing the PIN).
3. Calculate: If you save ₹50 every week from your pocket money, how much will you have in your 'Piggy Bank' by the end of the 8-week summer vacation?



# English

**Note: All activities to be done on A4 sized sheets labelled with your name, class and section. Be creative and have fun !**

## Activity 1: Vocabulary Around Me – Become a Word Detective!

**Task:** Find 50 words from your surroundings. You may refer to:

- Newspapers
- Storybooks
- Advertisements
- Grocery labels
- Conversations



Create 5 categories: **Naming Words** | **Words replacing naming words** | **Action Words** | **Describing Words** | **Describing Action Words**

## Activity 2: Comic Strip Creator – ‘My Day Without Technology!’

**Task:** Imagine one full day WITHOUT:

- ✗ TV
- ✗ Mobile
- ✗ Internet

Create: A 6-box comic strip showing:

- What happened?
- How did you feel?
- What creative solutions did you find?



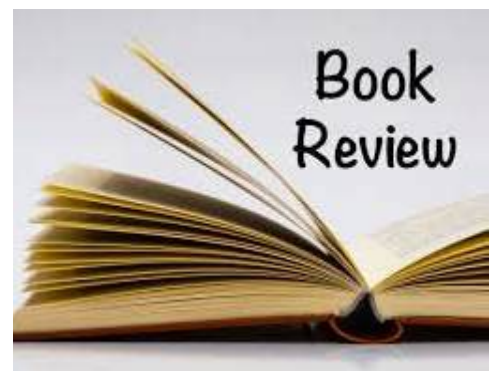
## Activity 3: Book Bistro Challenge

**Task:** Read one storybook and create a ‘Book Review Menu Card’




Include:

- 📍 Title
- 📍 Characters
- 📍 Favourite scene
- 📍 New words learned
- 📍 Moral

Rate it: ★ ★ ★ ★ ★



 **SELF-ASSESSMENT RUBRIC (English)**

<b>Skill</b>			
I used creative ideas in my writing.	<input type="checkbox"/>	<input type="checkbox"/>	<input type="checkbox"/>
I learned new words.	<input type="checkbox"/>	<input type="checkbox"/>	<input type="checkbox"/>
I wrote neatly.	<input type="checkbox"/>	<input type="checkbox"/>	<input type="checkbox"/>
I completed it independently.	<input type="checkbox"/>	<input type="checkbox"/>	<input type="checkbox"/>
<b>My proudest work:</b>			
<b>My challenge:</b>			

 **PARENT REFLECTION CORNER**

<b>My child demonstrated:</b>			
<input type="checkbox"/> Creativity	<input type="checkbox"/>	<input type="checkbox"/>	<input type="checkbox"/>
<input type="checkbox"/> Independent thinking	<input type="checkbox"/>	<input type="checkbox"/>	<input type="checkbox"/>
<input type="checkbox"/> Vocabulary growth	<input type="checkbox"/>	<input type="checkbox"/>	<input type="checkbox"/>
<b>I noticed my child particularly enjoyed:</b>			
<b>Areas where support was needed:</b>			

## हिंदी

### 1. एक सुंदर पोस्टर बनाइए - 'गर्मी और स्वास्थ्य'

- A4 शीट का प्रयोग करके बनाएं



### 2. आप अपने परिवार और अपने मित्रों के साथ गर्मी की छुट्टियों में क्या नया सीखना चाहेंगे और क्यों? (चित्र के माध्यम से समझाइए और दो वाक्य भी लिखिए।)

### 3. पेड़-पौधे से ही हमारा जीवन संभव है।

इन गर्मियों की छुट्टियों में आप अपने घर में लगे पौधों

की देखभाल कैसे करेंगे?

उन्हें चित्रों के माध्यम से समझाइए और

प्रत्येक चित्र के लिए एक वाक्य भी लिखिए।



### ❁ स्व-मूल्यांकन (Self Rubrics)

अपने किए गए कार्य की स्वयं जाँच कीजिए

क्रमांक	मापदंड (Criteria)	बहुत अच्छा (3 अंक)	अच्छा (2 अंक)	प्रयास करें (1 अंक)	मेरे अंक (5)
1	विषय की समझ	पूरी स्पष्ट	अच्छी	थोड़ी समझ	
2	रचनात्मकता	बहुत सुंदर	अच्छा	सामान्य	
3	स्वच्छता व प्रस्तुति	बहुत साफ़	थोड़ा साफ़ है	साफ-सफ़ाई पर ध्यान नहीं	
4	चित्रों व रंगों का प्रयोग	बहुत आकर्षक	अच्छा	अस्पष्ट	
5	संदेश की स्पष्टता	स्पष्ट और सही तरीके से	स्पष्टता की कमी	अस्पष्ट	

# ICT

## I. Jumping Game (Scratch)



Students will create a **simple jumping game using Scratch** with the help of the given video.


### Instructions:

- Create a sprite that can jump using a key (e.g., space key).
- Add moving obstacles that the character must avoid.
- If the sprite touches the obstacle, the game should stop (Game Over).
- You may add sounds or make changes to make your game more fun and creative.
- Take screenshots of your work and bring a printout after the vacations.

**Please note :** Students will present and demonstrate their game in class.

# General Knowledge

## Activity 1. My Mini GK Scrapbook (Hands-on)



Create a small scrapbook (5–7 pages) using A4 sheets.

Include:

- 🌍 Page 1: About My Country (India – flag, capital, national symbols)
- 📖 Page 2: 5 States & Their Capitals (draw/map/paste)
- 🐾 Page 3: Amazing Animals (any 3 with facts)
- 🚀 Page 4: Space Fun (planets / astronaut facts)
- 👤 Page 5: Famous Personality (any one with picture & 3 facts)
- 🌱 Page 6 (Optional): Environment Care Tips

✨ *Make it colorful using drawings, cut-outs, and stickers.*

## Activity 2. Speak & Act (Presentation in GK class after the break)

Choose any ONE:


- 🗣️ AI Reporter – Talk about ‘AI Around Me’
- 🚀 Space Explorer – Share 3 space facts
- 🌍 Earth Protector – Talk about saving the planet

💡 *Use props, masks, or drawings for better presentation.*




# Integrated Project





## Environmental Studies

- 
- Draw and colour an 'Underwater World' showing different sea animals (fish, turtle, octopus, dolphin, etc.). You may use origami/ any other craft to create
  - Write 3–5 facts about ocean life.
  - Add a suitable message on water conservation (e.g. 'Save Water, Save Life').

## Mathematics

- 
- Observe and record the number of different sea animals in your drawing or from reference pictures.
  - Prepare a table or pictograph showing the data.
  - Frame any three questions based on your data (e.g., Which animal appears the most? Which animals the least?).






## English

- 
- 
- 
- 
- Write a short paragraph (5–7 sentences) on the topic: 'If I Lived Under the Sea'. Ensure correct sentence formation, punctuation, and neat handwriting.
  - Draw a picture titled 'Life under the sea'. Make it colourful.

## Hindi

- 'समुद्र की गहराई में छिपा खजाना' विषय पर एक छोटी कहानी लिखिए।
- समुद्री प्रदूषण क्या है और इसे कैसे रोका जा सकता है?
- एक चित्र बनाइए जिसमें समुद्र की दुनिया दिखाई दे और उसके बारे में 5 वाक्य लिखिए।

## Art & Craft

- 
- 
- 
- 
- 
- Create an 'Ocean in a Bottle' or a shoebox diorama.
  - Use eco-friendly or recycled materials wherever possible.
  - Decorate neatly to represent an underwater scene.