



Banyan Tree School, Lodhi Road
Session 2026-2027
Summer Vacation Worksheet
Grade-III

Name: _____

Class: III _____

ENGLISH

I. Read the passage and answer the questions that follow:

One day, a little boy found a tiny seed in his garden. He was curious and wanted to know what it would become. He planted the seed in soft soil and gave it water every day. After a few days, a small green sprout came out of the soil. The boy was very happy. He continued to take care of it by giving it sunlight and water.

After some weeks, the plant grew bigger and became a beautiful flower. Bees and butterflies came to visit it. The boy learned that small things can grow into something beautiful if we take care of them. He felt proud and promised to plant more seeds in the future.

1.What did the boy find in the garden?

2.What did the seed grow into?

3.What did the boy learn from the story?

II. Read the clues and write the correct collective noun:

I am a group of bees that can fly together and make honey.

I am a _____

I am a group of students studying in one place.

I am a _____

I am a group of fish swimming together in water.

I am a _____

III. Fill in the missing contractions:

Full Form	Contractions
I am	
do not	
cannot	
it is	
we are	
they are	
is not	
have not	

IV. Circle the correct spelling :

1. frend / friend
2. beleive / believe
3. hapy / happy
4. school / scohool
5. becose / because
6. littel / little
7. woter / water
8. funny / funy
9. anothor / another
10. beautiful / beatiful

V. Put the letters in the correct order to make meaningful words:

1. P L A P E → _____ (fruit)
2. R O T B E H → _____ (family member)
3. C H A I R → _____ (furniture)
4. L F O W E R → _____ (nature)
5. B O A K R E D → _____ (school object)
6. N S O M U T A I → _____ (nature feature)

MATHEMATICS

I. Solve the following questions:

Quick hint -Watch out for the 9s and 0s!

1 more than 1245	
1 more than 2999	
10 more than 3456	
100 less than 5000	
1 less than 6000	
10 less than 4506	
100 more than 3000	
10 more than 5990	
100 less than 4560	
100 more than 3450	
1000 more than 4523	
1 less than 3450	
1000 less than 3999	
1000 more than 100	
1000 more than 2354	

II. Give the numbers before and after the following number.

Predecessor	Number	Successor
	8603	
	2090	
	7002	
	6000	
	5334	

III. Round off the following number to the nearest tens.

Quick hint - Remember the rounding coaster.....

- i. 33 = _____
- ii. 48 = _____
- iii. 567 = _____
- iv. 346 = _____
- v. 973 = _____
- vi. 345 = _____
- vii. 456 = _____
- viii. 823 = _____
- ix. 362 = _____
- x. 861 = _____
- xi. 587 = _____
- xii. 445 = _____
- xiii. 942 = _____
- xiv. 587 = _____





IV. During their summer vacation, Raghu and Dheema went to visit their Nani Maa. One day Nani Maa took them to the field. They helped Nani Maa to solve the following situations.

- i. In the field they saw two mango trees with 857 mangoes and 5 jamun trees with almost 4,679 jamun. Now, help Nani Maa to find the total number of fruits in the field.

- ii. In one of the other fields, there were around 4,567 plants of Paddy and 2,045 plants of Corn. Help Nani Maa in finding how many more paddy plants there are than the corn plants.

V. Create your own Pattern.

Dhanvi went to mela during her summer vacation, there she visited a stall where she saw people selling photo frames of different patterns made from different shapes. She also created a pattern there and got it framed. You can also create your own pattern by repeating the shapes in a pattern. You can also get it framed, if you want.



A _____ is a pattern made of shapes (like squares, triangles, or hexagons) that fit together perfectly without any gaps or overlapping.

E.V.S.

I. Read the passage and answer the question that follows:

If you look around, you will notice dustbins of two colours. One is a green dustbin and another is a blue dustbin. The green dustbin is used for keeping wastes like dried leaves or branches, fruit or vegetable peels, and egg shells. These materials rot easily and mix with the soil. Waste from the green dustbin can be added to soil where it gets converted into compost food for plants and animals that live in the soil.

The blue dustbin is used for things made of metal, glass, plastic or paper. New objects can be made from materials like metal, glass, plastic or paper that have been thrown away. This is called recycling.

Now separate your waste in the following bins according to their colour.

Plastic bottles, leaves, onion peels, light bulbs, rotten fruit, paper, eggshells, used plastic milk packets, cloths, old newspaper, tins, old batteries, metal



II. Look at the following image and answer the questions that follow:



a. What can you observe from the above picture?

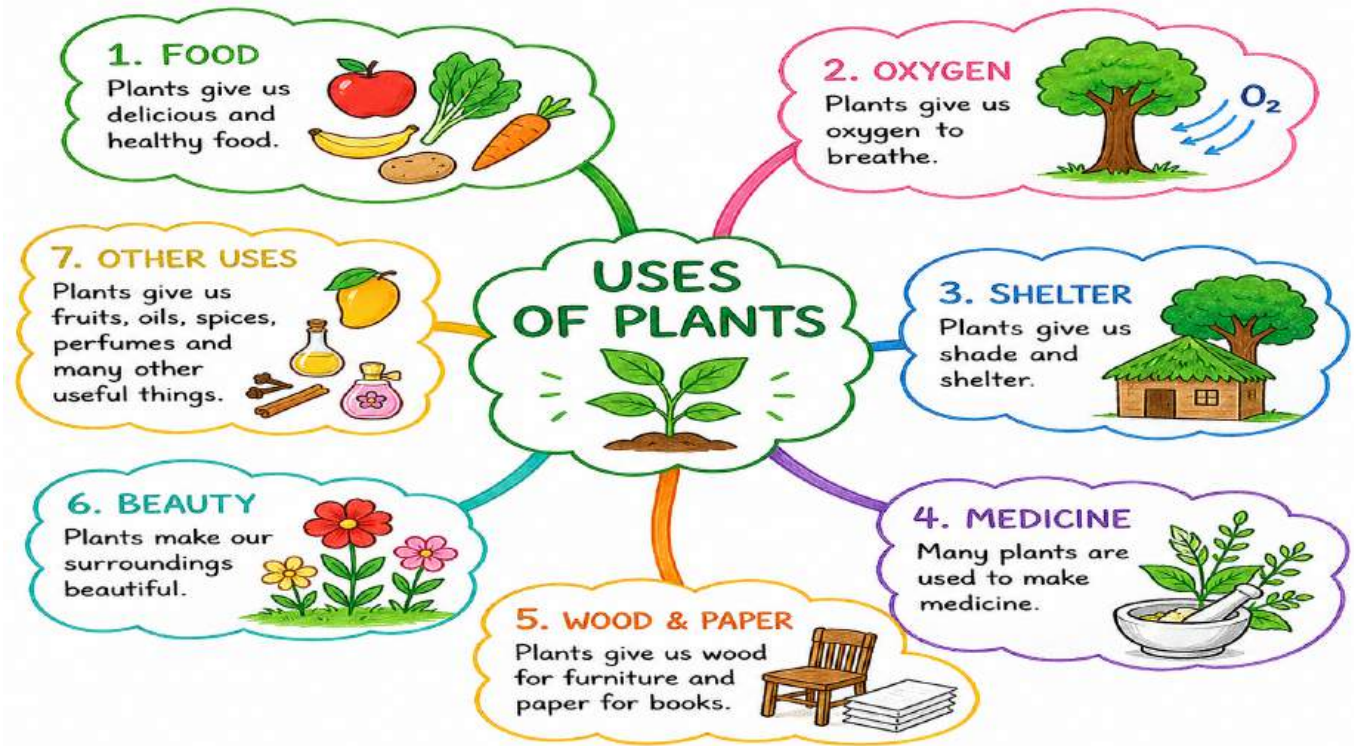
b. What can happen to animals if they eat harmful waste?

c. What should you do if you see garbage lying on the road?

d. What can you do with leftover food instead of throwing it outside?

e. What message would you give to people about cleanliness?

III. Observe the following mind map and answer the questions that follow :



a. How are we dependent on plants and animals?

b. How do plants help animals?

c. How do you help plants and animals?

हिंदी

अभ्यास कार्यपत्रक

नाम : _____

कक्षा : _____

प्रश्न 1. नीचे दिए गए गद्यांश को पढ़कर प्रश्नों के उत्तर लिखिए ।

नानी का चश्मा बड़ा रंगीला और चमकदार था । परंतु वह कभी इधर गुम हो जाता, तो कभी उधर गुम हो जाता था । नानी कभी चश्मे को दाएँ जाकर देखती तो कभी बाएँ जाकर ढूँढती । कभी ऊपर देखती तो कभी नीचे झाँकती । आखिरकार उन्होंने मदद के लिए अपनी नातिन सेजल को आवाज़ लगाई । सेजल ने नानी का चश्मा ढूँढने में उनकी मदद की । चश्मा तकिए के नीचे था । सेजल ने चश्मा नानी को दे दिया । अपना चश्मा वापिस पाकर नानी बहुत खुश थीं ।

i. नानी का चश्मा कैसा था ?

ii. नानी ने चश्मा कहाँ-कहाँ ढूँढा ?

iii. नानी ने मदद के लिए किसे बुलाया ?

iv. गद्यांश की पंक्ति पूरी कीजिए -

“ चश्मा वापिस पाकर _____ ।”

v. गद्यांश में से कोई दो 'संज्ञा' शब्द छाँटकर लिखिए ।

क) _____

ख) _____

प्रश्न 2. नीचे दिए गए शब्दों से वाक्य बनाइए ।

- i. पुस्तक - _____
- ii. विद्यालय - _____
- iii. भारत - _____
- iv. आइसक्रीम - _____
- v. कक्षा - _____

प्रश्न 3. नीचे दिए गए संयुक्त व्यंजन से दो-दो शब्द लिखिए ।

- i. क्ष (क्+ष) : _____ , _____
- ii. त्र (त्+र) : _____ , _____
- iii. ज्ञ (ज्+ञ) : _____ , _____
- iv. श्र (श्+र) : _____ , _____

प्रश्न 4. द्वित्व व्यंजन वाले चार शब्द लिखिए ।

- i. _____ ii. _____
- iii. _____ iv. _____


प्रश्न 5. 'प्रकृति से जुड़िए' - पेड़-पौधों को ध्यान से देखिए और लिखिए । किसी भी एक पौधे का नाम, उसका रंग, वह हमें क्या देता है और उसके लाभ भी लिखिए ।




प्रश्न 6. चित्र को ध्यान से देखिए, पढ़िए, समझिए और इस कहानी का सार अपने शब्दों में लिखिए और आपको इस कहानी से क्या शिक्षा मिलती है, वे भी लिखिए ।

सारस और गीदड़ की कहानी


बहुत समय पहले की बात है। एक जंगल में सारस और गीदड़ साथ रहते थे। दोनों आपस में अच्छे मित्र थे, लेकिन दोनों के स्वभाव में बहुत अंतर था। गीदड़ बहुत चालाक और स्वार्थी था, जबकि सारस सीधा-सादा और भोला था। एक दिन गीदड़ ने सारस को अपने घर भोजन पर बुलाया।



गीदड़ ने जानबूझकर पतली थाली में खीर परोस दी। गीदड़ मजे से खीर खाने लगा। सारस अपनी लंबी चोंच के कारण खीर नहीं खा सका। वह भूखा ही रह गया। फिर भी सारस ने कुछ नहीं कहा और चुपचाप घर लौट गया।



कुछ दिनों बाद सारस ने भी गीदड़ को अपने घर भोजन पर बुलाया। इस बार सारस ने लंबी और पतली गर्दन वाली सुराही में खीर परोसी।



परोसी। सारस ने अपनी लंबी चोंच से आराम से खीर खा ली, लेकिन गीदड़ का मुँह सुराही में नहीं जा सका। गीदड़ को अपनी गलती का एहसास हुआ और वह शर्मिंदा होकर वहाँ से चला गया।

