





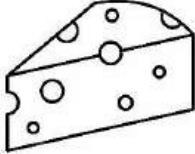







I. Name the following pictures:

 _____	 _____	 _____	 _____	 _____
 _____	 _____	 _____	 _____	 _____

II. Read the words and write them in the correct columns:

sh	wh	ch	th

beach math path cheek rush chest  
cash whisk push thumb when  
whale dish why chick thanks

**III. Arrange the given words in alphabetical order:**

i. dog bear owl sheep

---

ii. shirt tie pant jeans

---

iii. table chair bed sofa

---

iv. Sia Parth Raj Anu

---

**IV. Read the sentences and colour the pictures.**


This is Sia.

Sia has yellow hair.

She wears a blue shirt.

She wears pink pants.

Her shoes are green.

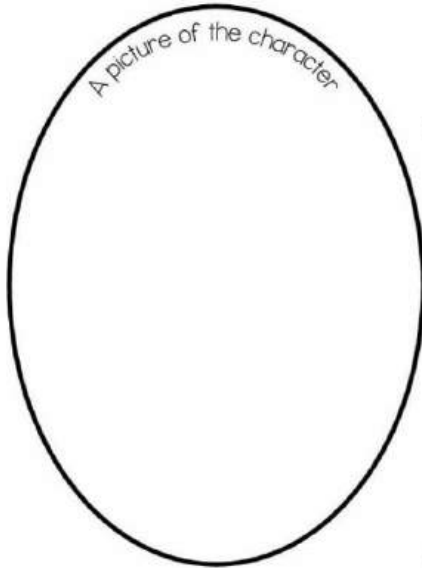


**V. Read a storybook “The Goldilocks and the three bears” and choose your favourite character. Draw and colour your favourite character and write 2-3 sentences about why you like that character on the A4 sheet.**

# MY FAVORITE CHARACTER

Directions: Write and draw about your favorite character from the book.

Character's name:



\_\_\_\_\_

This character is..

\_\_\_\_\_

This character wants..


I like this character because..

\_\_\_\_\_

\_\_\_\_\_

\_\_\_\_\_

\_\_\_\_\_





## II. दिए गए वर्णों को जोड़कर शब्द बनाइए ।

i) अ + च + क + न =

ii) क + ट + ह + ल =

क      ग      ड

छ      झ

ट      ड      ण

थ      ध

प      ब

र      व

श      ह

त्र      श्र

iii) थ +

र + म +

स =

iv) स +

र + ग +

म =

v) झ +

ट + प + ट

=

vi) ख +

ट + म +

ल =

vii) उ +

प + व +

न =

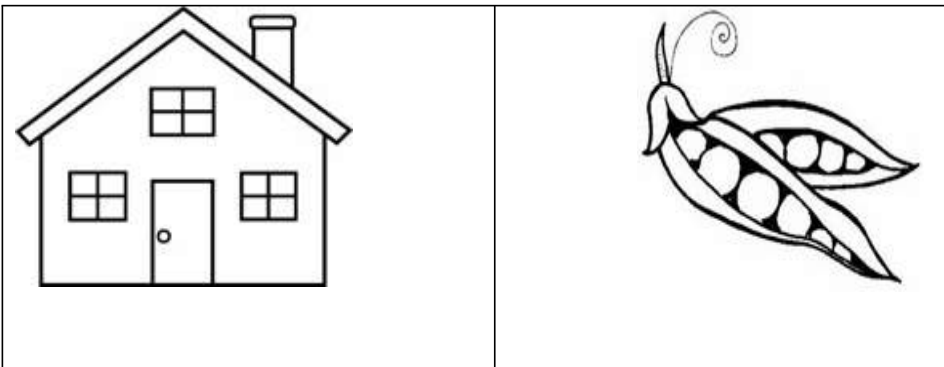
## III. दिए







गए अक्षरों को जोड़कर शब्द बनाइए।

	घ	र	च	ल	त
ब	अ	आ			
	म	न	ग	द	उ
व	फ	ज			
			ऊ	स	क
इ					


_____	_____	_____	_____
_____	_____	_____	_____
_____	_____	_____	_____

IV. दिए गए चित्रों के नाम लिखिए।



<hr/>	<hr/>
 <hr/>	 <hr/>
 <hr/>	 <hr/>
 <hr/>	 <hr/>

**Subject-Environmental Studies**



**I. Draw and colour your picture in the frame given below and complete the following sentences:**

- i. My name is \_\_\_\_\_.
- ii. I am a \_\_\_\_\_.
- iii. I am \_\_\_\_\_ years old.
- iv. I like to \_\_\_\_\_.


v. My favourite colour is \_\_\_\_\_.

vi. My favourite fruit is \_\_\_\_\_.

vii. I \_\_\_\_\_ myself.

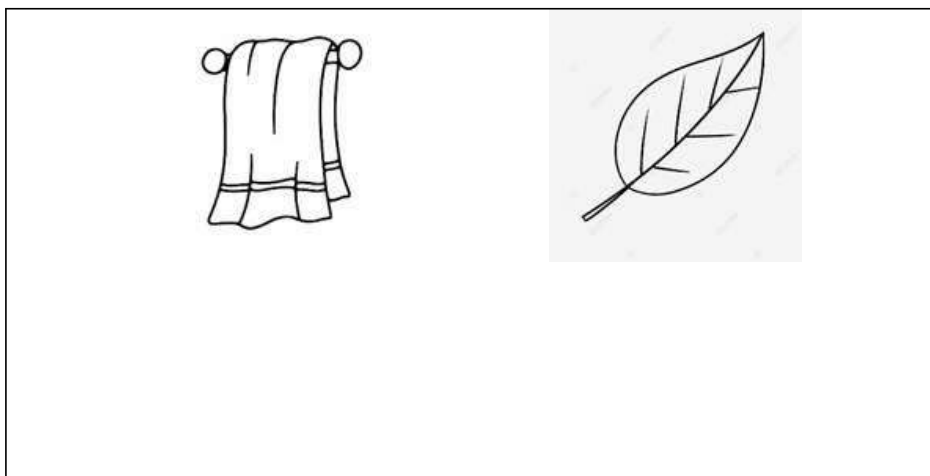
**II. Some parts of our body are in pairs while some are single. Separate them into single and pairs. Write in the boxes given below.**

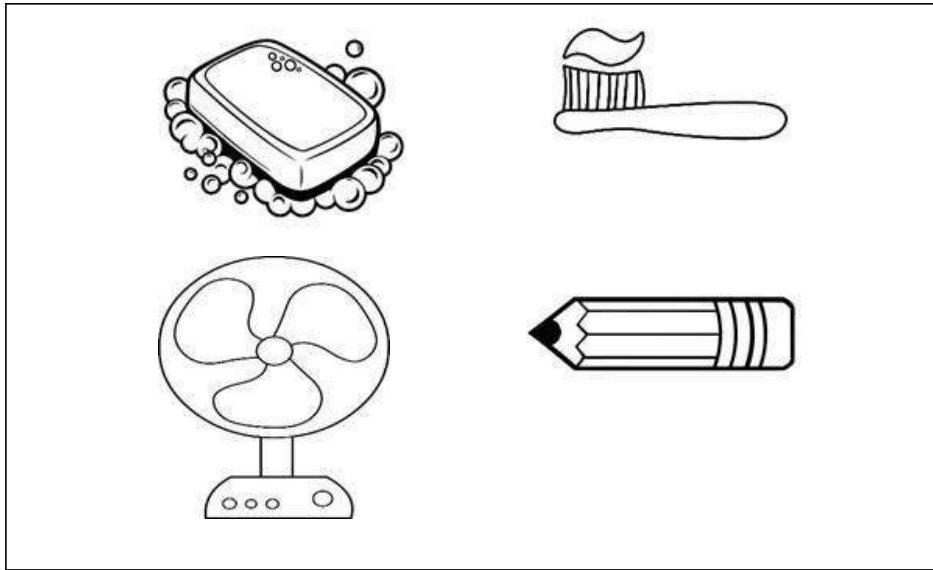
hands	head	ears	teeth
nose	heart	neck	legs
eyes	chin	tongue	stomach
feet	forehead	mouth	hair



one	many

**III. Colour the objects that you can use to clean yourself.**





**Subject-Math**

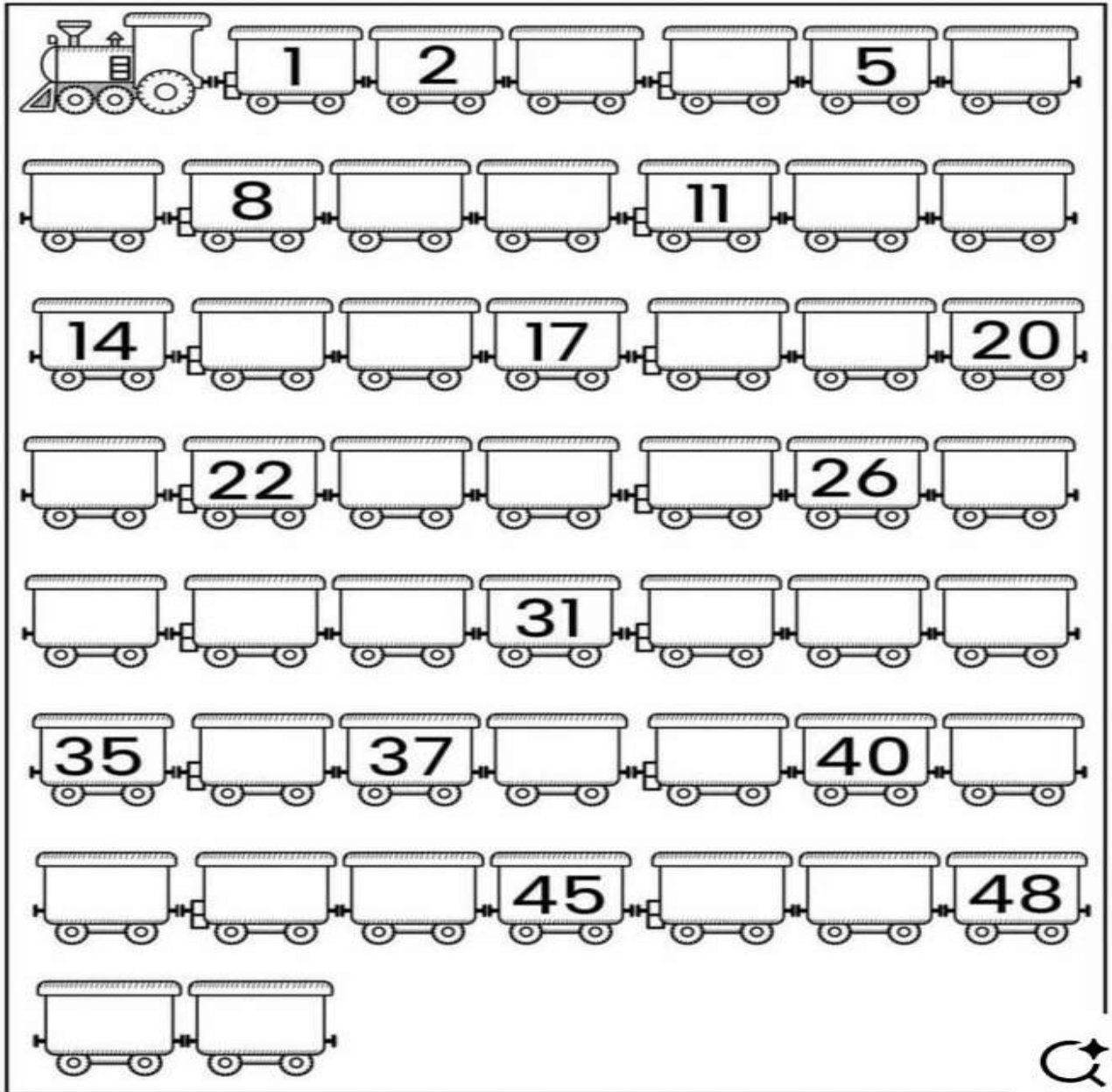
**I. Fill in the missing numbers.**

		<b>3</b>	<b>4</b>						<b>10</b>
					<b>16</b>				
<b>21</b>							<b>28</b>		
				<b>35</b>					
	<b>42</b>					<b>47</b>			
			<b>54</b>					<b>59</b>	
<b>61</b>									
		<b>73</b>			<b>76</b>				
				<b>85</b>					<b>90</b>
	<b>92</b>								





**II. Write the number names.**

11 - _____	12 - _____
20 - _____	8 - _____
13 - _____	3 - _____
17 - _____	15 - _____

**III. Complete the number train.**



IV. Colour the apple with smaller number in each group:



V. Let's recall the story of a hungry alligator, who eats all the big big things.  
Compare the numbers and decide which number will the alligator eat.

12 < 17	38 ○ 38
23 ○ 27	10 ○ 100
53 ○ 53	46 ○ 36

VI. Fill in the missing numbers.

AFTER	BEFORE	BETWEEN
11 <input type="text"/>	<input type="text"/> 13	16 <input type="text"/> 18
13 <input type="text"/>	<input type="text"/> 15	15 <input type="text"/> 17
17 <input type="text"/>	<input type="text"/> 14	18 <input type="text"/> 20

# ★ PARENT FEEDBACK ★

My child showed:



Creativity



Good effort



Confidence



Participation



My child enjoyed:

---



Support needed in:

---

Thank you! ❤️



# ★ SELF-ASSESSMENT (Grade 1) ★

Look at your work and tick (✓) how you did.

I can...	★ ★ ★ I did great!	★ ★ I did okay.	★ I need more help.
I wrote neatly.	<input type="checkbox"/>	<input type="checkbox"/>	<input type="checkbox"/>
I used new words.	<input type="checkbox"/>	<input type="checkbox"/>	<input type="checkbox"/>
I completed my work.	<input type="checkbox"/>	<input type="checkbox"/>	<input type="checkbox"/>
I tried my best.	<input type="checkbox"/>	<input type="checkbox"/>	<input type="checkbox"/>



My best work: \_\_\_\_\_



I need help in: \_\_\_\_\_

I am proud of myself! ❤️

