




BANYAN TREE SCHOOL
Result Analysis AISSCE 2024
(Class XII)

TOPPERS		
School Topper Science Stream	School Topper Commerce Stream	School Topper Humanities Stream
		
Nishchay Khurana 93.4%	Kanishka Saini 91.4%	Bhuvi Mehta 94.8%

OVERALL PERFORMANCE PROFILE

TOTAL NUMBER OF STUDENTS	FIRST DIVISION	75% & ABOVE	90% & ABOVE
73	65	41	8

TOP POSITIONS- SECURING 90% AND ABOVE

POSITION	NAME	AGGREGATE
1	BHUVI MEHTA	94.8
2	JAANYA JAIN	93.4
3	NISHCHAY KHURANA	93.4
4	SANVI SHARMA	92.2
5	ARNAV SINGH MIYAN	92.2
6	KANISHKA SAINI	91.4
7	NABEEHA RIAZ	91

8	MOHD SHAYAN ANSARI	90
---	--------------------	----

STREAMWISE PERFORMANCE PROFILE

STREAM	TOTAL NUMBER OF STUDENTS	FIRST DIVISION	75% & ABOVE
SCIENCE (%)	22	18	11
COMMERCE (%)	21	21	12
HUMANITIES (%)	30	26	18

STREAMWISE TOPPERS LIST

STREAM	POSITION	NAME	AGGREGATE
SCIENCE	1	NISHCHAY KHURANA	93.4
	2	ARNAV SINGH MIYAN	92.2
	3	MOHD SHAYAN ANSARI	90
COMMERCE	1	KANISHKA SAINI	91.4
	2	ARUSHI KARAKOTI	87.4
	3	SEJAL SHARMA	85.2
HUMANITIES	1	BHUVI MEHTA	94.8
	2	JAANYA JAIN	93.4
	3	SANVI SHARMA	92.2

HIGHEST SCORE SUBJECTWISE

SUBJECT	HIGH SCORE	STUDENTS GETTING HIGHEST SCORE
ENGLISH CORE	98	KANISHKA SAINI
ACCOUNTANCY	94	KANISHKA SAINI
BUSINESS STUDIES	97	SAKSHAM GUPTA
ENTREPRENEURSHIP	81	SARAH RIZVI
ECONOMICS	97	LAKSH GUPTA
LEGAL STUDIES	95	VEDAVIT BALAKRISHNAN
HISTORY	95	1. NABEEHA RIAZ 2. FATIMA HAQUE

POLITICAL SCIENCE	94	1. BHUVI MEHTA 2. RIDDHIMA ANAND
SOCIOLOGY	95	1. BHUVI MEHTA 2. MAHI RAWAT
PSYCHOLOGY	97	1. BHUVI MEHTA 2. JAANYA JAIN
PHYSICS	95	NISHCHAY KHURANA
CHEMISTRY	96	ARNAV SINGH MIYAN
COMPUTER SCIENCE	95	MUQSIT MAMOON MUSHAFI
PHYSICAL EDUCATION	70	ABHYUDAYA SINGH
PAINTING	89	ABHYUDAYA SINGH
MATHEMATICS	95	1. NISHCHAY KHURANA 2. HIMANSHI SAINI 3. MOHD. SHAYAN ANSARI

SUBJECTWISE DISTINCTIONS

SUBJECT	APPEARED	No. of DIST.	(%)
ENGLISH CORE	73	59	80.82
ACCOUNTANCY	21	8	38.09
BUSINESS STUDIES	21	8	38.09
ENTREPRENEURSHIP	5	2	40
ECONOMICS	27	20	74.07
LEGAL STUDIES	5	1	20
HISTORY	30	18	60
POLITICAL SCIENCE	30	14	46.6
SOCIOLOGY	30	23	76.6
PSYCHOLOGY	18	8	44.4
PHYSICS	22	7	31.8
CHEMISTRY	22	10	45.5
COMPUTER SCIENCE	21	9	42.8
PHYSICAL EDUCATION	1	0	0
PAINTING	1	1	100
MATHEMATICS	40	13	32.5

SUBJECTWISE BOARD GRADE PERFORMANCE

SUBJECT	APPEARED	A1+A2.	(%)
ENGLISH CORE	73	30	41
ACCOUNTANCY	21	8	38.09
BUSINESS STUDIES	21	5	23.80
ENTREPRENEURSHIP	5	0	0
ECONOMICS	27	12	44.44
LEGAL STUDIES	5	1	20
HISTORY	30	18	60
POLITICAL SCIENCE	30	11	36.6
SOCIOLOGY	30	21	70
PSYCHOLOGY	18	4	22.2
PHYSICS	22	7	31.8
CHEMISTRY	22	7	31.8
COMPUTER SCIENCE	21	5	23.8
PHYSICAL EDUCATION	1	0	0
PAINTING	1	0	0
MATHEMATICS	40	12	30

* A1 -> TOP 1/8th OF PASSED CANDIDATES IN AISSCE

* A2 -> TOP NEXT 1/8 OF PASSED CANDIDATES IN AISSCE