



Banyan Tree School

Chandigarh

Holiday Assignment

Summer 2022-2023

Class: 2

Dear Parent,

Vacation is the time for the children to explore their myriad interests and indulge in various activities which would lead to their all-around development. To ensure the same, we have framed some fun-filled holiday activities.

Here are a few tips for you (parents) to act as a facilitator to help your child balance his/ her eagerness to pursue adventure, creativity, and self-expression with the development of responsibility.

1. Read regularly to your child to inculcate the reading habit. Use books with attractive illustrations and follow the basic rules of reading like using the index finger to trace the words from left to right while reading with expressions, voice modulation, pauses etc. Let them learn new words, to enhance their vocabulary.
2. Engage your child in activities like watering and caring for plants to inculcate care for nature.
3. We have to understand that children at this age learn with repetition. Hence, have patience with them and repeat tasks for reinforcement. In still in them by persistent instruction the general etiquettes, which they will gradually get used to in their daily life.
4. Encourage and help your child in shouldering responsibilities. Shower him/ her with praises for all their small or big achievements to motivate them. Hug them longer to reveal your affection and care towards them.
5. Use magic words like **"Please"**, **"Sorry"**, **"Thank you"** and **"I Love You"** very often in your conversations with children.

HAVE A FUN-FILLED VACATION

A Little Seed

A little seed for me to sow
A little soil to make it grow
A little hole, a little pat,
A little wish, and that is that,
A little sun, a little shower.
A little while –
And then, a flower!



Imagine you are Bambi, the famous Disney cartoon character. Bambi lives in a forest. It loves to take care of the plants. Let's spend the summer vacations with Bambi. Bambi loves to grow plants and take care of them.

Let's help Bambi to grow a small beautiful garden by performing the following activities during Summer Vacations:

1. **Take some seeds of coriander, roots of mint, seeds of tomatoes or chillies or stems of money plant in small pots. Fill the pots with soil and take special care of it by watering and keeping it under the sunlight. Adopt the plants and watch them grow every day.**

Note the following details about the plant on an A4 size colour sheet:

- i. Plant's name
 - ii. Any pet name if given to the plant.
 - iii. List out the things which plants require to grow.
 - iv. Uses of the plant.
 - v. How will this activity (growing a plant) help the environment? (Write 3 points)
2. **Bambi also loves to have plenty of fruits and vegetables. Relish the summer fruits and learn about fruits that have no seed, one seed, few seeds and many seeds.**


Chikoo, papaya, cherry, watermelon, melon, strawberry, apple, mango, banana, grapes, orange, kiwi, litchi, guava, pineapple, pomegranate.

Segregate the fruits in the given columns.


No seed	One seed	Few seeds	Many seeds

3. **Bambi is feeling hungry. It's time to make a fruit salad using different fruits and enjoy. Make this fruit bowl colourful by adding colours to the given fruits.**

Also, prepare a bowl of fruit salad with the help of your parent and enjoy with family.



4. Bambi says if I were a tree I would..... (Write the benefits of a tree)



Hint - give fruits,
shade, give
oxygen, shelter for
birds, medicines

5. Match the following:

	Parts of a plant		Functions
1.	Leaves	a.	Part from which baby plant grows and is present in the fruit
2.	Fruits	b.	Carry food and water to all other parts
3.	Seeds	c.	The part that produce seeds or fruits
4.	Flowers	d.	It absorbs water and minerals from the soil
5.	Stems	e.	Contain seeds
6.	Roots	f.	Prepare food for the plant

6. Unscramble the words to reveal parts of plant:

RWELFO - _____

EAFL - _____

ESTM - _____

ORTO - _____

TEPAL - _____

Interesting Plant Facts:

An average size tree can provide enough wood to make 170,100 pencils!

The first type of aspirin, painkiller and fever reducer came from the tree bark of a willow tree!

85% of plant life is found in the ocean!

Bananas contain a natural chemical which can make people feel happy!

Brazil is named after a tree!

ENGLISH

1. Read the passage and answer the questions given below:

BENEFITS OF PLANTING TREES

The importance of planting trees has been emphasized time and again. This is because of the numerous benefits they offer. One of the main benefits of planting trees is that they provide us with life-giving oxygen. Without the presence of oxygen, the survival of living beings is not possible. Planting trees is also essential because they have the power to absorb harmful gases. Trees also provide shelter to birds and animals. On a hot summer day, they even provide respite from the scorching sun to the travellers. Trees make our planet worth living. But even though trees offer numerous benefits and we cannot imagine our lives without them, we are cutting them at a rapid pace to fulfil various needs.

Q1. Answer the following questions:

a) What is one of the main benefits that trees provide us?

b) How are trees beneficial to animals?

Q2. Imagine that you are a bird write your feeling in two lines about deforestation?

Q3. Fill in the blanks:

(i) The importance of _____ trees has been emphasized _____ and again.

(ii) Planting trees is also _____

(iii) They have the power to _____ the harmful gases

(iv) Trees also provide _____ to birds and animals.

(v) Trees make our planet _____ living.

(vi) _____ offer numerous benefits.

(vii) We are _____ them at a rapid pace to _____ various needs.

Q4. Write the meaning of the words given below:

i) Provide _____

ii) Shelter _____

iii) Numerous _____

iv) Essential _____

Q5. Write one line on the given plants using adjectives.

Name of the plants	
1. Rose	
2. Basil	
3. Mint	
4. Money plant	
5. Cactus	

Q6. Bambi wants to discover different things at her house. Just like Bambi, take a tour of your house and list out the nouns which are countable and which are uncountable.

For Example Countable- people

Uncountable - grass

Help words- T.V, Sugar, furniture,

Water, rice, water bottles

[illegible]

Hindi

निर्देश : नीचे दिए गए अपठित गद्यांशों को ध्यान से पढ़िए और प्रश्नों के उत्तर दीजिए ।

एक छोटी सी कोशिश

(क) अपठित गद्यांश

एक जंगल के पास एक बकरी रहती थी। उसके तीन बच्चे थे। बकरी जहाँ भी जाती, बच्चे भी उसके साथ जाते। एक दिन बकरी ने अपने बच्चों से कहा "बच्चों, आज मैं जंगल में जा रही हूँ। वहाँ से मैं घास लाऊँगी। तुम सब घर पर ही रहना। बाहर मत जाना।" बकरी का सबसे छोटा बच्चा बहुत शरारती था। वह चुपके से घर से बाहर निकला और छिपकर अपनी माँ के पीछे-पीछे चला गया। पास के नाले के किनारे हरी-हरी झाड़ियाँ थीं। वह वहाँ हरी-हरी कोमल पत्तियाँ खाने लग गया। बकरी आगे निकल गई। नाले के किनारे एक भेड़िया पानी पी रहा था। उसने बकरी के बच्चे को देखा और उसपर झपटा।

प्र१. बच्चों निम्नलिखित गद्यांश को ध्यान से पढ़िए और प्रश्नों के उत्तर दीजिए।

क. बकरी के कितने बच्चे थे?

उत्तर _____।

ख. बकरी का बच्चा नाले के किनारे क्या खाने लग गया?

उत्तर : _____।

शब्द गतिविधि

बच्चों, ऊपर दिए गए गद्यांश में कुछ शब्दों के वर्णों का क्रम बिगड़ गया है, आपने इस क्रम को सही करके सार्थक शब्द बनाने हैं।



उल्टे - पुल्टे वर्ण	सार्थक शब्द
साघ	
करबी	
लजंग	
शरातीर	
मलको	

उत्तर संकेत : घास, बकरी, जंगल, शरारती, कोमल

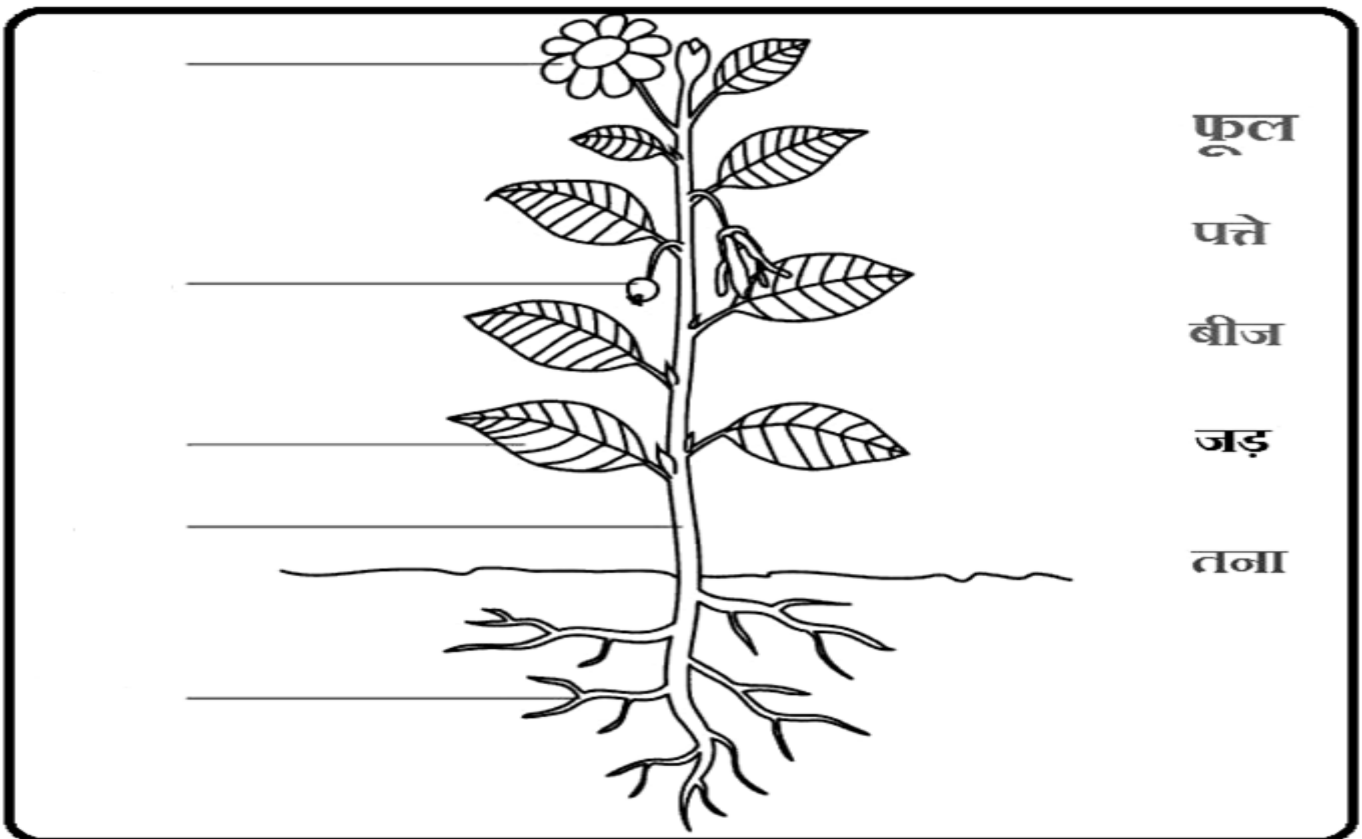
दिमागी कसरत

१. अपठित गद्यांश में आए 'भ' वर्ण से शुरू होने वाले जंगली जानवर का नाम बताओ।
२. अपठित गद्यांश में आए दो गिनती शब्द बताओ।

उत्तर संकेत : १ भेड़िया २. एक, तीन



9. नीचे दिए गए पौधे के हिस्सों को सही स्थान पर लिखिए ।



Q. Make your flower colourful by following the directions given in the worksheet:

SHAPES:

Color the shapes




Orange

Red

Yellow

Green

Blue












Count the shapes:





Spring Bonds

Directions: Find the missing numbers. Color the pictures.

COMPUTER



I. Tick (✓) the correct answer.

1. Computer is a _____.

a machine ☐ b furniture ☐ c man ☐

2. Computer works very _____.

a. slow ☐ b. fast ☐ c. none ☐

3. Which of the following is a machine used to keep things cool?

a.  ☐ b.  ☐ c.  ☐

4. Which of the following is a computer?


a.  ☐ b.  ☐ c.  ☐

5. Which of the following machines is found inside the house?

a.  ☐ b.  ☐ c.  ☐



Make the computer colourful using your favourite colours:



5th June is World Environment Day. Make it special !!!!

Look around you.....What do you see?

**Boxes, newspapers, jars and bins
old magazines and cartons, old laces and
buttons. Remember to use colour and paints
too, then work your magic hands and create
something new!!**

Why waste when you have magic in your hands?

Make Best out of Waste!!

- * **Place your father`s photo in the frame and give him a special gift on 19th June (Father`s Day)**



Life Skill Activity

Gratitude

This activity will help children establish a regular routine for being thankful by creating a gratitude jar where students add gratitude notes every day.

How to Make a Gratitude Jar

You will need:

- A jar of your choice
- Paper cut in strips, preferably of various colours (For writing gratitude notes)
- glue stick
- pen
- Decoration material of your choice



Each day writes or draws for whatever you are grateful for, and place it in the gratitude jar.