



# BANYAN TREE SCHOOL

## SUMMER HOLIDAY HOMEWORK

2020-21



NAME OF STUDENT : \_\_\_\_\_

CLASS: \_\_\_\_\_

TEACHERS NAME/SIGN: \_\_\_\_\_

# ENGLISH

- 1) Write Cursive Aa TO Zz daily in your copy.(small and capital )
- 2) Do all holidays homework in your copy.

*What can you do?*

Below each illustration is a rectangular box for writing the corresponding verb.

climb    sing    run    kick    walk    swim  
draw    jump    throw    play    catch

iSLCollective.com

## Learning Action Verbs Worksheet

- An action verb tells what someone or something *does*.

Jimmy sailed all afternoon.      verb → sailed

The two girls hopped all the way home.      verb → hopped

- To determine if a word is an action word, ask yourself:  
Can someone or something do this?

Read each set of words. Write the action word on the line.

1. bush      table      cheer      \_\_\_\_\_
2. sing      pencil      chair      \_\_\_\_\_
3. big      hopped      brown      \_\_\_\_\_
4. cup      jar      laugh      \_\_\_\_\_
5. short      beautiful      smile      \_\_\_\_\_
6. count      bored      yellow      \_\_\_\_\_

Circle the action verb in each of the following sentences.

7. The bell rang loudly.
8. She sat quietly with her hands in her lap.
9. Tommy and Layla ran swiftly across the field.
10. Sharpen the pencils after school please.
11. Sam pushed in his chair.

Circle each noun.

A noun is a word  
for a person,  
place or thing

happy	pillow	goat		
make	boy	desk	box	up
fast	lamp	kite	song	fast
dance	rug	water	pencil	book
draw	snow	eat	slow	towel
sky	monkey	girl	throw	sun

Draw a line to match the antonyms(opposites).

hungry

full

large

laugh

long

short

cry

smallest

many

smooth

always

small

biggest

few

clean

never

rough

float

sink

dirty

### a, an and the

We know that **a or an means one.**

**But we never say** a sun, a moon, a earth, **and** a sky.

**We always say** the sun, the moon, the earth **and** the sky.

**We also say** the rain.



a sun

the sun

**C** Fill in the blanks with a, an or the.

- \_\_\_\_\_ bird is flying in \_\_\_\_\_ sky.
- \_\_\_\_\_ earth goes round \_\_\_\_\_ sun.
- Take \_\_\_\_\_ umbrella when you go out in \_\_\_\_\_ rain.
- \_\_\_\_\_ astronaut can go to \_\_\_\_\_ moon.
- \_\_\_\_\_ old man cannot become \_\_\_\_\_ young boy again.



**A or an means one.**

**A boy means one boy.**

**A big dog means one big dog.**

**An aeroplane means one aeroplane.**

**An old man means one old man.**

**D** Can we say...

a man? Yes  No

an apples? Yes  No

a dogs? Yes  No

an owl? Yes  No

# हिन्दी

स्वर और व्यंजन याद करो और नोटबुक में लिखो।

अ	आ	इ	ई	उ	ट	ठ	ड	ढ	ण
ऊ	ऋ	ए	ऐ	ओ	त	थ	द	ध	न
औ	औ	अं	अः		प	फ	ब	भ	म
क	ख	ग	घ	ङ	य	र	ल	व	श
च	छ	ज	झ	ञ	ष	स	ह	क्ष	त्र
					ज्ञ				

रिक्त स्थानों में सही व्यंजन लिखकर शब्द पूरे करो।

1.	म + <input type="text"/> + र =	मटर
2.	अ + ज + <input type="text"/> + र =	अजगर
3.	भ + ज + <input type="text"/> =	भजन
4.	द + <input type="text"/> =	दस
5.	अ + <input type="text"/> + क + न =	अचकन
6.	क + <input type="text"/> + श =	कलश
7.	स + र + <input type="text"/> + स =	सरकस
8.	श + ल + <input type="text"/> + म =	शलगम
9.	<input type="text"/> + ट + प + ट =	झटपट
10.	क + स + <input type="text"/> + त =	खसरत




अक्षर को चित्र से मिलाओ।

प्र म प्र ज्य व य व ष्य त्



### बिना मात्रा के शब्द

चित्रों को देखकर सही शब्द पे गोला लगाएं

	नल	कल	चल
	खत	फल	हल
	बल	जल	धन
	घर	डर	फन
	पल	टब	रथ

आ की मात्रा के शब्द पढ़कर नोटबुक में लिखिए।

आ की मात्रा




आठ



छाता




नाक



जाला



गमला



घास

चार	राग	जाल	नाम	राजा	चावल
सात	बाग	बाल	दाम	बाजा	गाजर
खान	साग	दाल	काम	धागा	आदत
दान	माल	खाल	साल	भागा	अचार
मान	लाल	वाल	काल	जागा	अनार

निम्नलिखित शब्दों पर आ की मात्रा लगाकर शब्द पूरे करो।

न क

क न

स रा

र त

ज न

न रा

क ला

द ना

क का

म मा

जह ज

मक न

सपन

अपन

टम टर

पाठश ला

चित्र देखकर शब्द पूरे कर।

	डि॒या
	सा॒न
	मा॒न
	ना॒ यल
	डा॒ या
	फा॒फा


चित्र देखकर खाली स्थान भरिए :-



\_\_\_\_\_ पर निशान मत लगा।



\_\_\_\_\_ का शिकार मत कर।



\_\_\_\_\_ खत लाया।



\_\_\_\_\_ इधर ला।



सरिता \_\_\_\_\_ मत पकड़।



\_\_\_\_\_ चला।

चित्र देखकर खाली स्थान में उचित वर्ण भर कर शब्द पूरे करो -



- [ ] + ला - \_\_\_\_\_



- [ ] + न - \_\_\_\_\_



- [ ] + या - \_\_\_\_\_



- [ ] + भ - \_\_\_\_\_



- [ ] + ल - \_\_\_\_\_



- [ ] + ला - \_\_\_\_\_



- [ ] + र - \_\_\_\_\_



- [ ] + व - \_\_\_\_\_



निम्नलिखित शब्दों पर इ की मात्रा लगाकर शब्द पूरे करो।

वमल

साइ कल

नकल

ध नया

दन

कस मस

च इया

कश मश

तनका

गर गट

ना रयल

चमटा

नशा

छला





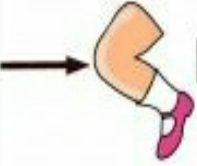





सतार

च इया




### EVS WORKSHEET

Fill the right alphabet and complete the following body part .

 b_ck	 t__th
 __r	 _y_
 kn__	 l_ps
 n_ck	 t__
 f_ng_r	 f_r_h__d

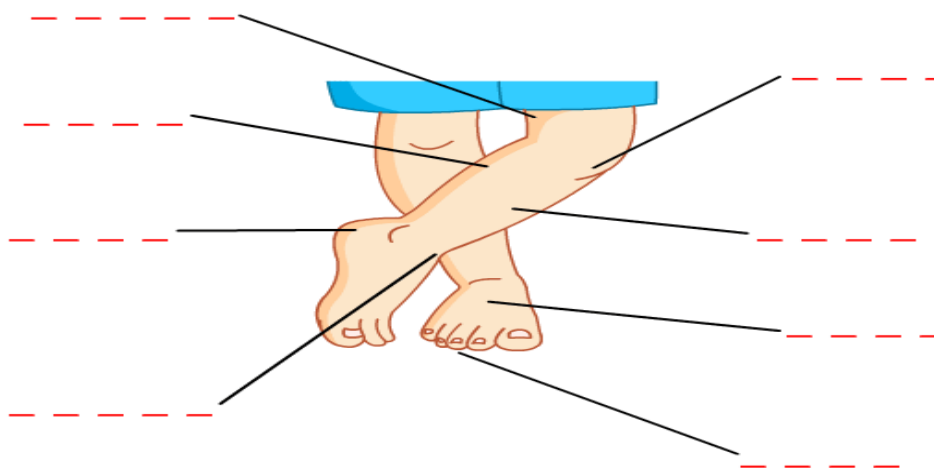
# Let's name the body parts!




nose	eye	hair	neck
ear	hand	leg	knee
foot	mouth	arm	stomach

Label the different part of our body using the given words in the box.

thigh	calf	ankle	foot
knee	shin	heel	toe



Draw a line from picture on left to the matching picture on right .



## About Myself

1. My Name is \_\_\_\_\_.
2. I am \_\_\_\_\_ Years old.
3. The name of my father is Mr. \_\_\_\_\_.
4. The Name of my Mother is Mrs. \_\_\_\_\_.
5. My Birthday is on \_\_\_\_\_.
6. I study in class \_\_\_\_\_.
7. I complete my homework daily.
8. The name of my school is \_\_\_\_\_.
9. The name of my city is \_\_\_\_\_.
10. The name of my country is \_\_\_\_\_.

## MATH HOMEWORK

Write before and after number in given box.

	22	
--	----	--

	11	
--	----	--

	15	
--	----	--

	19	
--	----	--

	20	
--	----	--

	27	
--	----	--

	17	
--	----	--

	21	
--	----	--

	23	
--	----	--

	16	
--	----	--

	18	
--	----	--

	25	
--	----	--

	12	
--	----	--

	29	
--	----	--

Q. Write number: (before, between, after)

Before

\_\_\_8

\_\_\_17

\_\_\_12

\_\_\_1

\_\_\_20

\_\_\_44

\_\_\_65



Between

1\_\_\_3

20\_\_\_22

8\_\_\_10

14\_\_\_16

31\_\_\_33

19\_\_\_21

11\_\_\_13



After

6\_\_\_

13\_\_\_

29\_\_\_

34\_\_\_

17\_\_\_

42\_\_\_

39\_\_\_



Draw a line from the number to its name.

7

One

3

Ten

5

Seven

2

Three

0

Nine

8

Five

4

Four

9

Eight

10

Six

6

Two

1

Zero

Write the following number names .

2

\_\_\_\_\_

8

\_\_\_\_\_

4

\_\_\_\_\_

7

\_\_\_\_\_

1

\_\_\_\_\_

10

\_\_\_\_\_

3

\_\_\_\_\_

9

\_\_\_\_\_

5

\_\_\_\_\_

6

\_\_\_\_\_

12

\_\_\_\_\_

17

\_\_\_\_\_

13

\_\_\_\_\_

11

\_\_\_\_\_

19

\_\_\_\_\_

20

\_\_\_\_\_

14

\_\_\_\_\_

16

\_\_\_\_\_

18

\_\_\_\_\_

15

\_\_\_\_\_



Solve the following addition in your copy.

$$\begin{array}{r} 34 \\ +12 \\ \hline \end{array}$$

$$\begin{array}{r} 12 \\ +67 \\ \hline \end{array}$$

$$\begin{array}{r} 61 \\ +21 \\ \hline \end{array}$$

$$\begin{array}{r} 30 \\ +30 \\ \hline \end{array}$$

$$\begin{array}{r} 45 \\ +12 \\ \hline \end{array}$$

$$\begin{array}{r} 16 \\ +32 \\ \hline \end{array}$$

$$\begin{array}{r} 46 \\ +97 \\ \hline \end{array}$$

$$\begin{array}{r} 14 \\ +80 \\ \hline \end{array}$$

$$\begin{array}{r} 66 \\ +19 \\ \hline \end{array}$$

$$\begin{array}{r} 15 \\ +73 \\ \hline \end{array}$$

$$\begin{array}{r} 50 \\ +22 \\ \hline \end{array}$$

$$\begin{array}{r} 79 \\ +14 \\ \hline \end{array}$$

$$\begin{array}{r} 11 \\ +68 \\ \hline \end{array}$$

$$\begin{array}{r} 28 \\ +80 \\ \hline \end{array}$$

$$\begin{array}{r} 78 \\ +31 \\ \hline \end{array}$$

$$\begin{array}{r} 99 \\ +47 \\ \hline \end{array}$$

$$\begin{array}{r} 31 \\ +23 \\ \hline \end{array}$$

$$\begin{array}{r} 37 \\ +88 \\ \hline \end{array}$$

$$\begin{array}{r} 91 \\ +10 \\ \hline \end{array}$$

$$\begin{array}{r} 19 \\ +44 \\ \hline \end{array}$$

Solve the following Substraction in your copy.

---

$\begin{array}{r} 5 \\ -3 \\ \hline \end{array}$	$\begin{array}{r} 12 \\ -3 \\ \hline \end{array}$	$\begin{array}{r} 3 \\ -3 \\ \hline \end{array}$	$\begin{array}{r} 13 \\ -3 \\ \hline \end{array}$	$\begin{array}{r} 9 \\ -3 \\ \hline \end{array}$
$\begin{array}{r} 6 \\ -3 \\ \hline \end{array}$	$\begin{array}{r} 8 \\ -3 \\ \hline \end{array}$	$\begin{array}{r} 11 \\ -3 \\ \hline \end{array}$	$\begin{array}{r} 15 \\ -3 \\ \hline \end{array}$	$\begin{array}{r} 7 \\ -3 \\ \hline \end{array}$
$\begin{array}{r} 4 \\ -3 \\ \hline \end{array}$	$\begin{array}{r} 9 \\ -3 \\ \hline \end{array}$	$\begin{array}{r} 6 \\ -3 \\ \hline \end{array}$	$\begin{array}{r} 14 \\ -3 \\ \hline \end{array}$	$\begin{array}{r} 3 \\ -3 \\ \hline \end{array}$
$\begin{array}{r} 5 \\ -3 \\ \hline \end{array}$	$\begin{array}{r} 8 \\ -3 \\ \hline \end{array}$	$\begin{array}{r} 10 \\ -3 \\ \hline \end{array}$	$\begin{array}{r} 16 \\ -3 \\ \hline \end{array}$	$\begin{array}{r} 7 \\ -3 \\ \hline \end{array}$
$\begin{array}{r} 11 \\ -3 \\ \hline \end{array}$	$\begin{array}{r} 6 \\ -3 \\ \hline \end{array}$	$\begin{array}{r} 4 \\ -3 \\ \hline \end{array}$	$\begin{array}{r} 8 \\ -3 \\ \hline \end{array}$	$\begin{array}{r} 13 \\ -3 \\ \hline \end{array}$